



# ANNUAL REPORT 2022-23

## 10th Annual General Meeting

Saturday, 30th September, 2023 at 01.10 PM  
 At 1st Floor, Sravana Complex, Kamalapur Colony Lane,  
 Next to L V Prasad Hospital,  
 Road. No. 2, Banjara Hills, Hyderabad – 500034.

CONTENTS	PAGE NO.
❖ Company Information	3
❖ Notice	6
❖ Directors' Report	18
❖ Annexures to Directors' Report	33
❖ Report on Corporate Governance	57
<b>Financial Statements</b>	
<b>Standalone Financial Statements</b>	
❖ Independent Auditors' Report	86
❖ Balance Sheet	97
❖ Statement of Profit & Loss	98
❖ Cash Flow Statement	99
❖ Notes on Accounts	101
<b>Consolidated Financial Statements</b>	
❖ Independent Auditors' Report	154
❖ Balance Sheet	163
❖ Statement of Profit & Loss	163
❖ Cash Flow Statement	164
❖ Notes on Accounts	166

## Corporate Information

### Board of Directors

**Mr. G V Krishna Rau (Chairman)**

(Independent Non-Executive Director)

**Mr. Suryanarayana Simhadri**

(Independent Non-Executive Director)

**Mr. Paturi Srinivasa Rao**

(Non-Executive Director)

**Mr. Vijay Kumar Deekonda**

(Executive Director)

**Mr. Munnangi Jayaram Prasad**

(Non-Executive Director)

**Ms. Neha Soni**

(Independent Non-Executive Director)

### Key Managerial Personnel

**Mr. Hari Singh Chauhan**

(Chief Executive Officer)

**Mr. Sheshu Babu Dharla**

(Chief Financial Officer)

**Ms. K Anagha Devi**

(Company Secretary & Compliance Officer)

### Registered Office

1st Floor, Sravana Complex, Kamalapuri Colony Lane,  
Next to L V Prasad Hospital, Road. No. 2, Banjara Hills,  
Hyderabad – 500034.

**CIN: L01119TG2013PLC090004**

### Statutory Auditors

**Ramasamy Koteswara Rao & Co. LLP,**

Chartered Accountants,

Sri Ramchandra Arcade,

D. No. 8-2-293 /82/JIII/573/M,

1st Floor, Road No. 82, Jubilee Hills,

Hyderabad- 500096.

**Internal Auditors**

**NSVR and Associates LLP,**  
Chartered Accountants,  
House No: 1-89/1/42,  
02nd Floor, Plot No – 41 & 43,  
Sri Ram Nagar Colony, Kavuri Hills,  
Guttala Begumpet, Madhapur,  
Hyderabad - 500081

**Secretarial Auditor**

**Mrs. N. Vanitha,**  
Practicing Company Secretary  
Flat No.10, 4th Floor, D. No.6-3-347/22/2  
Ishwarya Nilayam, Opp. Sai Baba Temple,  
Dwarakapuri Colony, Punjagutta,  
Hyderabad – 500 082, Telangana, India

**Research & Development Station**

Sy. No. 708, Medchal Mandal,  
Dabilpur, Hyderabad- 501401

**Bankers**

HDFC Bank Limited  
Kotak Mahindra Bank Limited

**Registrar & Share Transfer Agents**

**Venture Capital & Corporate Investments Private Limited**  
“Aurum”, Door No.4-50/P-II/57/4F & 5F, PLOT No.57,  
4th & 5th Floors, Jayabheri Enclave Phase – II,  
Gachibowli, Hyderabad – 500 032.

## BOARD COMMITTEES

### 1. Audit Committee:

S. No	Name of the Director	Category	Designation
1	Mr. Suryanarayana Simhadri	Chairman	Independent Director
2	Mr. G V Krishna Rau	Member	Independent Director
3	Ms. Neha Soni	Member	Independent Director

### 2. Nomination Remuneration Committee:

S. No	Name of the Director	Category	Designation
1	Mr. Suryanarayana Simhadri	Chairman	Independent Director
2	Mr. Munnangi Jayaram Prasad	Member	Non Independent Director
3	Ms. Neha Soni	Member	Independent Director

### 3. Stakeholders Relationship Committee:

S. No	Name of the Director	Category	Designation
1	Mr. Munnangi Jayaram Prasad	Chairman	Non-Executive & Non Independent Director
2	Mr. Suryanarayana Simhadri	Member	Independent Director
3	Mr. Vijay Kumar Deekonda	Member	Whole –Time Director

### 4. Risk Management Committee:

S. No	Name of the Director	Category	Designation
1	Mr. Paturi Srinivasa Rao	Chairman	Non-Executive & Non Independent Director
2	Ms. Neha Soni	Member	Independent Director
3	Mr. Hari Singh Chauhan	Member	Chief Executive Officer

**NOTICE**

**NOTICE** is hereby given that the 10th Annual General Meeting of Tierra Agrotech Limited will be held on Saturday, the 30th day of September, 2023 at 01.10 PM at the registered office of the Company at 1st Floor, Sravana Complex, Kamalapuri Colony Lane Next to L.V. Prasad Hospital, Road.No.2, Banjara Hills, Khairatabad, Telangana, 500034, India to transact the following business:

**ORDINARY BUSINESS:**

1. To receive consider and adopt (a) the Audited standalone Financial Statements of the Company for the financial year ended March 31, 2023 and the Reports of the Board of Directors and Auditors thereon; and (b) the audited Consolidated Financial Statements of the Company for the financial year ended March 31, 2023 and the Reports of Auditors thereon and, in this regard, to consider and if thought fit, to pass the following resolutions as Ordinary Resolutions:
  - a) **“RESOLVED THAT** the Audited standalone Financial Statements of the Company for the financial year ended March 31, 2023 and the reports of the Board of Directors and Auditors thereon, as circulated to the Members, be and are hereby received, considered and adopted.”
  - b) **“RESOLVED THAT** the audited consolidated financial statements of the Company for the financial year ended March 31, 2023 and the report of Auditors thereon, as circulated to the Members, be and are hereby received, considered and adopted.”
2. To appoint a Director in place of Mr. Paturi Srinivasa Rao (DIN: 01220158) who retires by rotation and, being eligible, offers himself for re-appointment.

**“RESOLVED THAT** pursuant to the provisions of Section 152 and other applicable provisions of the Companies Act, 2013, Mr. Paturi Srinivasa Rao (DIN: 01220158), who retires by rotation at this meeting, be and is hereby reappointed as a Director of the Company, whose period of office shall be liable to retire by rotation.”

**SPECIAL BUSINESS:**

3. To make investments, give Loans, Guarantees and Security in excess of Limits specified under Section 186 of the Companies Act, 2013.

To consider and if thought fit, to pass with or without modification(s), the following resolution as a Special Resolution:

**RESOLVED THAT** pursuant to the provisions of section 186(3) and any other provisions of the Companies act 2013 read with relevant rules made thereunder including any statutory modification(s) and re- enactment(s) thereof for time being in force, and articles of association of the Company and subject to such approvals, consents, sanctions and permissions as may be necessary, the consent of Members of the Company be and is hereby accorded to the Board of Directors( herein after referred to as “the Board” which term shall include any Committee of the Board) for making investment(s) in excess of Limits specified under Section 186 of Companies Act, 2013 from time to time, in acquisition of Securities of any Body Corporate or investment in liquid instruments or for giving Loans, Guarantees or providing securities to any Body corporate or other person/ entity whether in India or Outside India as may be considered appropriate for an amount not exceeding Rs. 50 Crores, notwithstanding that such investment and acquisition together with existing investments of the Company in all other Bodies Corporate, Loans and Guarantees given and securities provided shall be in excess of the limits prescribed under section 186(3) of the Companies Act, 2013 i.e., the Limits available to the Company is sixty percent of its paid-up share capital , free reserves and securities premium account or one hundred percent of its free reserves and securities premium account, whichever is more.

**FURTHER RESOLVED THAT** for the purpose of giving effect to the foregoing resolution the Board be and is hereby authorized to do all such acts, deeds and to take all such steps as may be necessary or incidental thereto, including but not limited to delegation of all or any of the powers herein conferred to any committee or any Directors or any of the Officers/ employees of the Company, or to settle any Questions, difficulties or Doubts that may arise in this Connection, without being required to seek any further clarification, consent or approval of Members of the Company.

By the Order of the Board  
**For Tierra Agrotech Limited**

SD/-

**K. Anagha Devi**

Company Secretary & Compliance Officer

M.No - A70068

Place: Hyderabad

Date : 04.09.2023

**Registered office:**

1st Floor, Sravana Complex,  
Kamalapuri Colony Lane Next to L.V. Prasad Hospital,  
Road.No.2, Banjara Hills, Hyderabad, Telangana- 500034, India.  
CIN: L01119TG2013PLC090004  
Tel: 040 – 48506656  
Email: cs@tierraagrotech.com

**Notes:**

1. A member entitled to attend and vote at the annual general meeting is entitled to appoint one or more proxy (ies) to attend and vote on poll, instead of himself/herself. A proxy need not be a member of the company. The instrument appointing the proxy should be duly completed and deposited at the registered office of the company not less than 48 hours before the commencement of the annual general meeting.

A person can act as a proxy on behalf of members not exceeding fifty and holding in the aggregate not more than ten percent of the total share capital of the company carrying voting rights. A member holding more than ten percent of the total share capital of the company carrying voting rights may appoint a single person as proxy and such person shall not act as a proxy for any other person or shareholder.

2. Members are requested to bring their attendance slip along with their copy of Annual Report to the Meeting.
3. Corporate Members intending to send their authorized representative to attend the Meeting are requested to send to the company a certified copy of the Board Resolution authorizing their representative to attend and vote on their behalf at the Meeting.
4. In case of joint holders attending the Meeting, only such joint holders who are higher in the order of names will be entitled to vote.
5. Relevant documents referred to in the accompanying Notice and the Statement are open for inspection by the members at the Registered Office of the Company on all working days during business hours upto the date of the Annual General Meeting.
6. Members holding shares in Physical form are requested to advise any change of address immediately to the Company/ Registrar and Share Transfer Agent.
7. The Securities and Exchange Board of India (SEBI) has mandated the submission of Permanent Account Number (PAN) and bank details of the members of the Company by every participant in securities market. Members holding shares in electronic form are, therefore, requested to submit their PAN to their Depository Participants with whom they are maintaining their Demat accounts. Members holding shares in physical form may submit their PAN and bank details to the Company / Venture Capital and Corporate Investments Private Limited"
8. Members who are holding Physical Shares in identical order of names in more than one folio are requested to send to the Company or to the Company's Share Transfer agent, the details of such folios together with the Share Certificates for consolidating their holding into single folio. The Share Certificates will be returned to the members after making requisite changes thereon.
9. Members are requested to mandatorily quote their Registered Folio No. or Demat Account No. and Depository Participant Identification Number (DPID No) on all correspondence with the company.

Securities and Exchange Board of India [SEBI] has mandated that securities of Listed Companies can be transferred only in dematerialised form with effect from April 1, 2019. Accordingly, the Company / the RTA has stopped accepting any fresh lodgement of transfer of shares in physical form. Members holding shares in physical form are advised to avail the facility of dematerialisation.



10. Members are advised to update their email IDs with Company's RTA and/or concerned Depository participants as soon as possible. To support 'Green Initiative', members who have not registered their email addresses are requested to register the same with the Company's Registrar and Share Transfer Agent/their Depository Participants in respect of shares held in physical/electronic mode, respectively.
11. As per Secretarial Standards 2 (SS-2), complete particulars of the venue of the Meeting (route map) is attached herewith to the Notice.
12. Information pursuant to Regulation 36 of SEBI (Listing Obligations and Disclosure Requirements) Regulations, 2015 and pursuant to Secretarial Standards on General Meetings, in respect of the Directors seeking appointment/re-appointment at the Annual General Meeting is furnished along with this Notice. The Directors have furnished the requisite consent/declaration for their appointment /re-appointment. Further Additional Disclosure in terms of Section II of Part II of Schedule V of the Companies Act, 2013 in relation to Item No.3 is furnished herewith and forms part of the Notice.
13. The register of Directors and Key Managerial Personnel maintained under Section 170 of the Companies Act, 2013 and Register of Contracts and arrangements in which Directors are interested, maintained under Section 189 of the Act, will be available for inspection by the members during the AGM.
14. Explanatory Statement pursuant to Section 102 of the Companies Act, 2013 in respect of items of Special Business is attached herewith
15. Information in respect of Directors seeking appointment / re-appointment as required under SEBI (Listing Obligations and Disclosure Requirements) Regulation, 2015 read with Secretarial Standards on General Meetings issued by ICSI is attached herewith to the Notice.
- 16. Remote E-Voting:**
17. The items of business as set out in the Notice may be transacted through electronic voting system. Therefore, the Company is providing facility for voting by electronic means. Pursuant to Section 108 of the Companies Act 2013, read with Rule 20 of the Companies (Management and Administration) Rules, 2014, as amended from time to time and in force as on date and Regulation 44 of SEBI (Listing Obligations and Disclosure Requirements) Regulations, 2015, the Company is pleased to offer remote e-voting facility, as an alternate, to its members in respect of the business to be transacted at the AGM.

The Members, whose names appear in the Register of Members / list of Beneficial Owners as on Saturday, September 23, 2023 are entitled to vote on the resolutions set forth in this Notice. Eligible members who have acquired shares after the dispatch of the Annual Report may approach the Company for required assistance in connection with generation of the User ID / Password in order to exercise their right to vote by electronic means. The remote e-voting period will commence at 9.00 A.M. on Wednesday, September 27, 2023 and will end at 5.00 P.M. on Friday, September 29, 2023. The members will not be able to cast their votes electronically beyond the date and time mentioned above.

The Company has appointed Mrs. N. Vanitha, Practicing Company Secretary (M. No. 26859 and C.P No. 10573) to act as the Scrutinizer to conduct and scrutinize the voting process in a fair and transparent manner. The cut-off date has been fixed as Saturday, September 23, 2023. The Members desiring to vote through electronic mode may refer to the detailed procedure on remote e-voting given hereunder:

**CDSL e-Voting System – For Remote e-voting****THE INTRUCTIONS OF SHAREHOLDERS FOR REMOTE E-VOTING:**

- Step 1** : Access through Depositories CDSL/NSDL e-Voting system in case of individual shareholders holding shares in demat mode.
- Step 2** : Access through CDSL e-Voting system in case of shareholders holding shares in physical mode and non-individual shareholders in demat mode.
- (i) The voting period begins on 27th September 2023, 10 am and ends on 29th September 2023, 5pm. During this period shareholders of the Company, holding shares either in physical form or in dematerialized form, as on the cut-off date i.e., September 23rd, 2023 may cast their vote electronically. The e-voting module shall be disabled by CDSL for voting thereafter.
  - (ii) Shareholders who have already voted prior to the meeting date would not be entitled to vote at the meeting venue.
  - (iii) Pursuant to SEBI Circular No. SEBI/HO/CFD/CMD/CIR/P/2020/242 dated 09.12.2020, under Regulation 44 of Securities and Exchange Board of India (Listing Obligations and Disclosure Requirements) Regulations, 2015, listed entities are required to provide remote e-voting facility to its shareholders, in respect of all shareholders' resolutions. However, it has been observed that the participation by the public non-institutional shareholder's/retail shareholders is at a negligible level.

Currently, there are multiple e-voting service providers (ESPs) providing e-voting facility to listed entities in India. This necessitates registration on various ESPs and maintenance of multiple user IDs and passwords by the shareholders.

In order to increase the efficiency of the voting process, pursuant to a public consultation, it has been decided to enable e-voting to all the demat account holders, by way of a single login credential, through their demat accounts/ websites of Depositories/ Depository Participants. Demat account holders would be able to cast their vote without having to register again with the ESPs, thereby, not only facilitating seamless authentication but also enhancing ease and convenience of participating in e-voting process.

**Step 1** : Access through Depositories CDSL/NSDL e-Voting system in case of individual shareholders holding shares in demat mode.

(iv) In terms of SEBI circular no. SEBI/HO/CFD/CMD/CIR/P/2020/242 dated December 9, 2020 on e-Voting facility provided by Listed Companies, Individual shareholders holding securities in demat mode are allowed to vote through their demat account maintained with Depositories and Depository Participants. Shareholders are advised to update their mobile number and email Id in their demat accounts in order to access e-Voting facility.

Pursuant to above said SEBI Circular, Login method for e-Voting for Individual shareholders holding securities in Demat mode CDSL/NSDL is given below:

Type of Shareholders	Login Method
Individual Shareholders holding securities in demat mode with <b>CSDL Depository</b>	<ol style="list-style-type: none"> <li>1) Users who have opted for CDSL Easi / Easiest facility, can login through their existing user id and password. Option will be made available to reach e-Voting page without any further authentication. The users to login to Easi / Easiest are requested to visit cdsl website <a href="http://www.cdslindia.com">www.cdslindia.com</a> and click on login icon &amp; New System Myeasi Tab.</li> <li>2) After successful login the Easi / Easiest user will be able to see the e-Voting option for eligible companies where the evoting is in progress as per the information provided by company. On clicking the evoting option, the user will be able to see e-Voting page of the e-Voting service provider for casting your vote during the remote e-Voting period or joining virtual meeting &amp; voting during the meeting. Additionally, there is also links provided to access the system of all e-Voting Service Providers, so that the user can visit the e-Voting service providers' website directly.</li> <li>3) If the user is not registered for Easi/Easiest, option to register is available at cdsl website <a href="http://www.cdslindia.com">www.cdslindia.com</a> and click on login &amp; New System Myeasi Tab and then click on registration option.</li> <li>4) Alternatively, the user can directly access e-Voting page by providing Demat Account Number and PAN No. from a e-Voting link available on <a href="http://www.cdslindia.com">www.cdslindia.com</a> home page. The system will authenticate the user by sending OTP on registered Mobile &amp; Email as recorded in the Demat Account. After successful authentication, user will be able to see the e-Voting option where the evoting is in progress and also able to directly access the system of all e-Voting Service Providers.</li> </ol>

<p>Individual Shareholders holding securities in demat mode with <b>NSDL Depository</b></p>	<ol style="list-style-type: none"> <li>1) If you are already registered for NSDL IDeAS facility, please visit the e-Services website of NSDL. Open web browser by typing the following URL: <a href="https://eservices.nsd.com">https://eservices.nsd.com</a> either on a Personal Computer or on a mobile. Once the home page of e-Services is launched, click on the "Beneficial Owner" icon under "Login" which is available under 'IDeAS' section. A new screen will open. You will have to enter your User ID and Password. After successful authentication, you will be able to see e-Voting services. Click on "Access to e-Voting" under e-Voting services and you will be able to see e-Voting page. Click on company name or e-Voting service provider name and you will be re-directed to e-Voting service provider website for casting your vote during the remote e-Voting period.</li> <li>2) If the user is not registered for IDeAS e-Services, option to register is available at <a href="https://eservices.nsd.com">https://eservices.nsd.com</a>. Select "Register Online for IDeAS "Portal or click at <a href="https://eservices.nsd.com/SecureWeb/IdeasDirectReg.jsp">https://eservices.nsd.com/SecureWeb/IdeasDirectReg.jsp</a></li> <li>3) Visit the e-Voting website of NSDL. Open web browser by typing the following URL: <a href="https://www.evoting.nsd.com/">https://www.evoting.nsd.com/</a> either on a Personal Computer or on a mobile. Once the home page of e-Voting system is launched, click on the icon "Login" which is available under 'Shareholder/Member' section. A new screen will open. You will have to enter your User ID (i.e. your sixteen digit demat account number hold with NSDL), Password/OTP and a Verification Code as shown on the screen. After successful authentication, you will be redirected to NSDL Depository site wherein you can see e-Voting page. Click on company name or e-Voting service provider name and you will be redirected to e-Voting service provider website for casting your vote during the remote e-Voting period.</li> </ol>
<p>Individual Shareholders (holding securities in demat mode) login through their <b>Depository Participants (DP)</b></p>	<p>You can also login using the login credentials of your demat account through your Depository Participant registered with NSDL/CDSL for e-Voting facility. After Successful login, you will be able to see e-Voting option. Once you click on e-Voting option, you will be redirected to NSDL/CDSL Depository site after successful authentication, wherein you can see e-Voting feature. Click on company name or e-Voting service provider name and you will be redirected to e-Voting service provider website for casting your vote during the remote e-Voting period.</p>

**Important note:** Members who are unable to retrieve User ID/ Password are advised to use Forget User ID and Forget Password option available at abovementioned website.

**Helpdesk for Individual Shareholders holding securities in demat mode for any technical issues related to login through Depository i.e. CDSL and NSDL**

Login Type	Helpdesk Details
Individual Shareholders holding securities in Demat mode with CDSL	Members facing any technical issue in login can contact CDSL helpdesk by sending a request at helpdesk.evoting@cdslindia.com or contact at toll free no. 1800 22 55 33
Individual Shareholders holding securities in Demat mode with NSDL	Members facing any technical issue in login can contact NSDL helpdesk by sending a request at evoting@nsdl.co.in or call at toll free no.: 1800 1020 990 and 1800 22 44 30

**Step 2:**

Access through CDSL e-Voting system in case of shareholders holding shares in physical mode and non-individual shareholders in demat mode.

- (v) Login method for Remote e-Voting for Physical shareholders and shareholders other than individual holding in Demat form.
  - 1) The shareholders should log on to the e-voting website [www.evotingindia.com](http://www.evotingindia.com).
  - 2) Click on "Shareholders" module.
  - 3) Now enter your User ID
    - a. For CDSL: 16 digits beneficiary ID,
    - b. For NSDL: 8 Character DP ID followed by 8 Digits Client ID,
    - c. Shareholders holding shares in Physical Form should enter Folio Number registered with the Company.
  - 4) Next enter the Image Verification as displayed and Click on Login.
  - 5) If you are holding shares in demat form and had logged on to [www.evotingindia.com](http://www.evotingindia.com) and voted on an earlier e-voting of any company, then your existing password is to be used.
  - 6) If you are a first-time user follow the steps given below:

	<b>For Physical shareholders and other than individual shareholders holding shares in Demat</b>
PAN	Enter your 10-digit alpha-numeric *PAN issued by Income Tax Department (Applicable for both demat shareholders as well as physical shareholders) <ul style="list-style-type: none"> <li>• Shareholders who have not updated their PAN with the Company Depository Participant are requested to use the sequence number sent by Company/RTA or contact Company/RTA.</li> </ul>
Dividend Bank Details or Date of Birth(DOB)	Enter the Dividend Bank Details or Date of Birth (in dd/mm/yyyy format) as recorded in your demat account or in the company records in order to login. <ul style="list-style-type: none"> <li>• If both the details are not recorded with the depository or company, please enter the member id / folio number in the Dividend Bank details field.</li> </ul>

- (vi) After entering these details appropriately, click on "SUBMIT" tab.
- (vii) Shareholders holding shares in physical form will then directly reach the Company selection screen. However, shareholders holding shares in demat form will now reach 'Password Creation' menu wherein

they are required to mandatorily enter their login password in the new password field. Kindly note that this password is to be also used by the demat holders for voting for resolutions of any other company on which they are eligible to vote, provided that company opts for e-voting through CDSL platform. It is strongly recommended not to share your password with any other person and take utmost care to keep your password confidential.

- (viii) For shareholders holding shares in physical form, the details can be used only for e-voting on the resolutions contained in this Notice.
- (ix) Click on the EVSN for the relevant Tierra Agrotech Limited on which you choose to vote.
- (x) On the voting page, you will see "RESOLUTION DESCRIPTION" and against the same the option "YES/NO" for voting. Select the option YES or NO as desired. The option YES implies that you assent to the Resolution and option NO implies that you dissent to the Resolution.
- (xi) Click on the "RESOLUTIONS FILE LINK" if you wish to view the entire Resolution details.
- (xii) After selecting the resolution, you have decided to vote on, click on "SUBMIT". A confirmation box will be displayed. If you wish to confirm your vote, click on "OK", else to change your vote, click on "CANCEL" and accordingly modify your vote.
- (xiii) Once you "CONFIRM" your vote on the resolution, you will not be allowed to modify your vote.
- (xiv) You can also take a print of the votes cast by clicking on "Click here to print" option on the Voting page.
- (xv) If a demat account holder has forgotten the login password, then Enter the User ID and the image verification code and click on Forgot Password & enter the details as prompted by the system.
- (xvi) There is also an optional provision to upload BR/POA if any uploaded, which will be made available to scrutinizer for verification.
- (xvii) **Additional Facility for Non – Individual Shareholders and Custodians –For Remote Voting only.**
  - Non-Individual shareholders (i.e. other than Individuals, HUF, NRI etc.) and Custodians are required to log on to [www.evotingindia.com](http://www.evotingindia.com) and register themselves in the "Corporates" module.
  - A scanned copy of the Registration Form bearing the stamp and sign of the entity should be emailed to [helpdesk.evoting@cdslindia.com](mailto:helpdesk.evoting@cdslindia.com).
  - After receiving the login details a Compliance User should be created using the admin login and password. The Compliance User would be able to link the account(s) for which they wish to vote on.
  - The list of accounts linked in the login will be mapped automatically & can be delink in case of any wrong mapping.
  - It is Mandatory that, a scanned copy of the Board Resolution and Power of Attorney (POA) which they have issued in favor of the Custodian, if any, should be uploaded in PDF format in the system for the scrutinizer to verify the same
  - Alternatively Non Individual shareholders are required mandatory to send the relevant Board Resolution/ Authority letter etc. together with attested specimen signature of the duly authorized signatory who are authorized to vote, to the Scrutinizer and to the Company at the email address viz; [cs@tierraagrotech.com](mailto:cs@tierraagrotech.com) (designated email address by company), if they have voted from individual tab & not uploaded same in the CDSL e-voting system for the scrutinizer to verify the same.

## **PROCESS FOR THOSE SHAREHOLDERS WHOSE EMAIL/MOBILE NO. ARE NOT REGISTERED WITH THE COMPANY/DEPOSITORIES.**

1. **For Physical shareholders-** please provide necessary details like Folio No., Name of shareholder, scanned copy of the share certificate (front and back), PAN (self-attested scanned copy of PAN card), AADHAR (self-attested scanned copy of Aadhar Card) by email to **Company/RTA email id.**

2. **For Demat shareholders -**, Please update your email id & mobile no. with your respective Depository Participant (DP)
3. For Individual Demat shareholders – Please update your email id & mobile no. with your respective Depository Participant (DP) which is mandatory while e-Voting & joining virtual meetings through Depository.

If you have any queries or issues regarding e-Voting from the CDSL e-Voting System, you can write an email to [helpdesk.evoting@cdslindia.com](mailto:helpdesk.evoting@cdslindia.com) or contact at toll free no. 1800 22 55 33

All grievances connected with the facility for voting by electronic means may be addressed to Mr. Rakesh Dalvi, Sr. Manager, (CDSL, ) Central Depository Services (India) Limited, A Wing, 25th Floor, Marathon Futurex, Mafatlal Mill Compounds, N M Joshi Marg, Lower Parel (East), Mumbai - 400013 or send an email to [helpdesk.evoting@cdslindia.com](mailto:helpdesk.evoting@cdslindia.com) or call at toll free no. 1800 22 55 33

By the Order of the Board  
**For Tierra Agrotech Limited**

Sd/-  
**K. Anagha Devi**  
Company Secretary & Compliance Officer  
M.No: A70068

Place: Hyderabad  
Date : 04.09.2023

**EXPLANATORY STATEMENT**

(Pursuant to Section 102 of the Companies Act, 2013)

**Item No. 3**

The Company intends to invest in by acquisition of Securities of any Body Corporate or investment in liquid instruments or for giving Loans, Guarantees or providing securities to any Body corporate or other person/ entity whether in India or Outside India.

Pursuant to the provisions of Section 186 of the Companies Act, 2013, the Company shall not directly or indirectly (acquire by way of subscription, purchase or otherwise, the securities of any other body corporate and shall not carry out other transaction as specified under section 186 of the Act, exceeding sixty per cent of its paid-up share capital, free reserves and securities premium account or one hundred percent of its free reserves and securities premium account, whichever is higher unless previously authorized by a special resolution passed in general meeting of the Company.

In future, whenever requirements arise, to enable the board of directors to make such loans /give guarantee or provide security or make investments without violating section 186(2) of the Act, it is proposed to obtain the prior consent of the members by special resolution.

Hence, the board of directors seeks the consent of the members under section 186(2) of the Act. Accordingly, the Board recommends the resolution as set out under Item No. 14 the accompanying notice for approval of the members as Special Resolution.

None of the Directors, Key Managerial Personnel and their relatives are interested or concerned, financially or otherwise in this resolution except to the extent of their shareholding in the Company.

By the Order of the Board  
**For Tierra Agrotech Limited**

Sd/-  
**K. Anagha Devi**  
Company Secretary & Compliance Officer  
M.No: A70068

Place: Hyderabad  
Date : 04.09.2023



**Annexure to Notice of Annual General Meeting  
Details of Directors Seeking appointment /re-appointment at the Annual General Meeting (Pursuant  
to Regulation 36(3) of the Listing Regulations and Secretarial Standards on General Meetings)**

<b>Name of Director</b>	<b>Paturi Srinivasa Rao</b>
DIN	01220158
Date of Birth	July 11, 1967
Age (in Years)	56
Nationality	Indian
Date of Appointment	January 28, 2021
Qualifications	Fellow member of the Institute of Company Secretaries of India
Expertise in specific functional area	Mr. Paturi Srinivasa Rao is a practicing company secretary having more than 25 years of experience in corporate secretarial matters. He is specialized in Company law, FEMA and other legislations, focusing mainly on mergers & acquisitions, corporate restructuring, joint ventures and foreign collaborations and capital market issues.
Number of Board Meetings attended during the Financial Year 2022-23	5 of 5
Relationship between Directors inter-se	None
Number of equity shares held in the Company as at March 31, 2023	5,000
Directorships in other Companies	Bloom & Blossom Projects Private Limited
Chairperson/Member of the Committees of the Board of other Companies in which he is a Director as on March 31, 2023	Nil

## DIRECTORS' REPORT

To

The Members  
Tierra Agrotech Limited

Your Directors take pleasure in presenting the 10th Annual Report, along with the audited accounts of the Company, for the year ended March 31, 2023.

As members are aware that, pursuant to a Scheme of amalgamation sanctioned by the Hon'ble National Company Law Tribunal, Bench at Hyderabad vide its order dated 12th day of November, 2021, Grandeur Products Limited was merged with your Company with effect from 01st day of April, 2020 (the "Appointed Date").

Subsequently, name of your Company changed from Tierra Agrotech private Limited to "Tierra Agrotech Limited" as envisaged in the scheme of amalgamation and approved by the relevant authority. Further the Company got listed on BSE Limited on May 27, 2022.

### FINANCIAL SUMMARY

The financial results and performance of your Company for the year ended on 31st March, 2023 on Standalone and Consolidated basis is summarized below:

#### Standalone Basis

(Rs in Lakhs)

Particulars	2022-23	2021-22
Revenue from Operations	6011.46	5656.63
Other Income	58.58	18.29
Total Revenue	6070.04	5674.92
Profit for the year (before Interest, Deprecation & Tax)	-2,445.34	-746.12
Less		
Interest	1143.54	871.58
Deprecation	78.28	28.27
Provision for Taxation (including deferred tax)	-976.20	-439.88
Net Profit	-2690.96	-1206.09

For the financial year 2022-23, your Company recorded a turnover of Rs.6011.46 Lakhs and a net loss of Rs.2690.96 Lakhs as compared to the previous year's turnover of Rs.5656.63 Lakhs and net loss of Rs.1206.09 Lakhs.

**Consolidated Basis****(Rs in Lakhs)**

<b>Particulars</b>	<b>2022-23</b>	<b>2021-22</b>
Revenue from Operations	6011.46	5660.56
Other Income	59.80	18.30
Total Revenue	6071.26	5678.86
Profit for the year (before Interest, Deprecation & Tax)	-2,575.95	-903.60
Less		
Interest	1144.76	871.58
Deprecation	78.30	28.45
Provision for Taxation (including deferred tax)	-977.84	-441.96
Net Profit	-2821.16	-1361.68

For the financial year 2022-23, on a consolidated basis, the turnover of your Company for the financial year ended 31st March, 2023 stood at Rs.6011.46 Lakhs and net loss at Rs.2821.16 Lakhs as compared to previous year's turnover of Rs.5660.56 Lakhs and net loss of Rs. 1361.68 Lakhs.

**DIVIDEND**

In view of the Company's financial Position, Your Directors does not recommend Dividend for the FY 2022-23.

**TRANSFER TO RESERVES**

The Company has not transferred any amount to Reserves during the financial year 2022-23.

**STATE OF AFFAIRS AND BUSINESS OPERATIONS****Array of Products of the Company****Cotton**

In 2022-23, we conducted field demonstrations of new cotton hybrid Alankar and commercially introduced Kapasking & Vcot in the Central zone and Ranju in the North zone. We conducted field days to showcase these products to farmers and trade channel partners. The response has been very good. Planning commercial launch of Alankar in coming season. Sales performance of Kapasking & Vcot was encouraging in Central and South Zones. Brahma still remains popular brand in few parts of Maharashtra. 9121 performances have been well appreciated in Maharashtra as well as Karnataka. 3609 has got good response in rain fed markets in Maharashtra & Telangana. Overall product portfolio mix of old & new products will enhance our presence in coming times.

**Maize**

One of the primary contributory Maize hybrids S2 981 with good cob size and attractive orange grains, suitable for both Kharif and Rabi seasons. Other hybrid S2 360 (Three-way hybrid, high seed producibility with uniform robust cobs, orange grains and good tip filling) & S2 702 (robust cob size with attractive deep orange colour as desired features) are second lined hybrids and are lined up to scale. The third generations new commercial hybrid 2T55 which has a good yield potential, shelling percentage, orange yellow colour and capsule grains was commercially introduced and 2T11, 2T14, 2T88 & 2T99 are identified as a promising hybrids for Andhra Pradesh, Karnataka, Maharashtra & Bihar. Planning a scale up of 2T55 and commercial launch 2T11, 2T14, 2T88 & 2T99.

**Paddy**

During 2022-23, We identified four new hybrids, 3TH3122, 3TH3222, 3TH4322 & 3TH4422 in early and medium maturity suitable for all target markets. In selection paddy our new products Chandani & Sonika were given in large scale demonstrations across target markets. 3T31, 3T32 in Hybrid and Madhul, Namya in selection paddy were commercially introduced. The feedback from customers has been encouraging. Planning a scale up 3T31, 3T32, Madhul & Namya and commercial introduction of 3TH3122, 3TH3222, 3TH4322 & 3TH4422, Chandani & Sonika in 2023-24. Overall we have a robust portfolio coming up for commercialization in coming years.

**Mustard**

During 2022-23, two new products 5T55 & 5T56 were commercially introduced. The performance has been well accepted by farmers across states of Rajasthan, Gujarat, Haryana, Uttar Pradesh, Bihar and Madhya Pradesh. Planning to increase the production of hybrid seed for scale up in 2023-24. 5T58 was identified as a promising hybrid for the target markets.

Our existing commercial brand S5 -630 is performing exceptionally well. Brand recall for this hybrid is very good. This will be major contributing hybrid in Mustard portfolio in the next three to four years' time.

**Vegetables**

To feed the vibrant growing population of India, Tierra had made strong research platform with its unique conventional breeding technique to provide healthy, nutritious, high yielding, highly disease and pest tolerance varieties with better shelf life vegetable products.

In the year 2022-23 we have made good growth in Bihar, Uttar Pradesh, Rajasthan, Andhra Pradesh, and Telangana and we have vertical and horizontal growth plan of above existing crop and states expansion to new states like Haryana, Punjab, Himachal Pradesh, Madhya Pradesh, Karnataka, Maharashtra, Tamilnadu and Gujarat with VAP (value added product) introduction in Tomato-Yuvaan, Vanya, Uzma, Timea in unique segment with rich Vitamin C; Okra- Nazuk & Korbey with short internode distance, high tolerant with YVMV with lot of demand in farmer community.

Generation activities -vegetable team is gaining the brand visibility and grower/customer attention by culture approach to increase the existing market share to next level.

**SHARE CAPITAL**

During the FY 2022-23, there was no change in the share capital of the Company. As on March 31, 2023, the Authorized Capital of the Company is Rs.4715 Lakhs and Issued, subscribed and Paid up share Capital is Rs.2515.52 Lakhs.

**CHANGE IN THE NATURE OF BUSINESS, IF ANY:**

There has been no change in the nature of business of your Company during the Financial Year 2022-23 .

**SUBSIDIARIES, ASSOCIATES AND JOINT VENTURES DURING THE YEAR 2022-23**

**Material Subsidiary:** Your Company doesn't have any material subsidiary.

**Non-Material Subsidiary:** Your Company has the non-material non-listed subsidiary namely Tierra Seed Sciences Private Limited Operational performance of the Company, in brief is as hereunder:

(Rs. In Lakhs)

Particulars	2022-2023	2021-2022
Revenue from operations	-	85.71
Profit for the year (before Interest, Depreciation & Tax)	(130.60)	(159.76)
Less:		
Interest	1.22	0.01
Depreciation	0.02	0.18
Provision for Taxation	(1.64)	(2.09)
Net Profit	(130.21)	(157.87)

"As Tierra seed Science Private Limited is not a material subsidiary of Tierra Agrotech Limited, the Secretarial Audit Report of Tierra seed Science Private Limited is not annexed to the Director's Report."

Joint Venture: Your Company has the joint venture i.e. M/s. Tidas Agrotech Private Limited. Operational performance of the Company, in brief is as hereunder

(Rs. In Lakhs)

Particulars	2022-2023	2021-2022
Revenue from operations	-	-
Profit for the year (before Interest, Depreciation & Tax)	(5.44)	(5.8)
Less:		
Interest	1.21	3.16
Depreciation	25.59	26.48
Provision for Taxation	-	(0.29)
Net Profit	(32.24)	(35.16)

We undertake that the Annual Accounts of the subsidiary Company and the related detailed information will be made available to the shareholders of the Company and to the shareholders of the subsidiary company seeking such information at any point of time. Further, the Annual Accounts of the subsidiary Company shall also be kept for inspection by any shareholder at our Registered office and that of the subsidiary company.

In accordance with Section 136 of the Companies Act, 2013, the audited financial statements, including the consolidated financial statement and related information of the Company and audited accounts of the subsidiary, are available on our website, [www.tierraagrotech.com](http://www.tierraagrotech.com).

The statement containing the salient features of the financial statement of subsidiaries and Joint Venture as per sub-section (3) of Section 129 of the Companies Act, 2013 in Form AOC-1 is herewith annexed as Annexure - 1 to this report.

#### **TRANSFER OF UNCLAIMED DIVIDEND TO INVESTOR EDUCATION AND PROTECTION FUND**

The provisions of Section 125(2) of the Companies Act, 2013 do not apply to the Company as no dividend has been declared by the Company since its inception.

#### **MATERIAL CHANGES AND COMMITMENTS, IF ANY, AFFECTING THE FINANCIAL POSITION OF THE COMPANY WHICH HAVE OCCURRED BETWEEN THE END OF THE FINANCIAL YEAR OF THE COMPANY TO WHICH THE FINANCIAL STATEMENTS RELATE AND THE DATE OF THE REPORT;**

No material changes have occurred subsequent to the close of the financial year of the Company, to which the Balance Sheet relates and the date of this report that have any effect on the financial position of the Company, except the following:

1. Company at its extra ordinary general meeting held on May 2, 2023 had approved to create, offer, issue and allot Upto 3,10,00,000 (Three Crores Ten Lakhs only) fully paid-up equity shares of face value of Rs.10/- (Rupees ten only) each, in one or more tranches, at an issue price of Rs.30/- (Rupees Thirty only) per equity share ("Equity Shares") aggregating to an amount not exceeding Rs. 93,00,00,000 (Rupees Ninety-Three Crores Only);
2. Company is in receipt of the "In-principle approval" from BSE Limited for issue and allotment of 3,10,00,000 equity shares on a preferential basis under Regulation 28(1) of the SEBI (Listing Obligations and Disclosure Requirements), Regulations, 2018 on May 3, 2023.
3. Company at its meeting of Committee for Allotment of Securities held on May 6, 2023, May 12, 2023 and May 15, 2023 had approved the allotment of 1,03,84,214, 75,57,666 and 1,28,35,333 fully paid-up equity shares of face value of Rs.10/- (Rupees ten only) each respectively, at an issue price of Rs.30/- (Rupees Thirty only) per equity share ("Equity Shares") aggregating to an amount of Rs.92,33,16,390/- (Rupees Ninety-Two Crores Thirty-Three Lakhs Sixteen Thousand Three Hundred and Ninety);
4. Company is in receipt of the "Listing approval" from BSE Limited on June 14, 2023 and trading approval on June 30, 2023 for the allotment of 3,07,77,213 equity shares on a preferential basis under Regulation 28(1) of the SEBI (Listing Obligations and Disclosure Requirements), Regulations, 2018.
5. Further, the Board at its Meeting held on July 05, 2023 approved for issue of Equity shares to the existing shareholders on Rights basis aggregating upto Rs.49,90,00,000 and an in principle approval application has been made to BSE Limited for the same.

## **STATEMENT CONCERNING DEVELOPMENT AND IMPLEMENTATION OF RISK MANAGEMENT POLICY OF THE COMPANY**

In terms of provisions of the Companies Act, 2013, the Company has framed and put in place a Risk Management Policy to mitigate the risks, both internal and external, which, in the opinion of the Board may threaten the existence of the Company. The Company detects, reports, monitors and manages the principal risks and uncertainties that can impact its ability to achieve its business objectives. The Risk Management Policy of your Company is posted on the website of your Company which may be accessed at <https://www.tierraagrotech.com/wp-content/uploads/2022/09/Risk-Management-Policy.pdf>

## **DETAILS OF POLICY DEVELOPED AND IMPLEMENTED BY THE COMPANY ON ITS CORPORATE SOCIAL RESPONSIBILITY (CSR) INITIATIVES**

The provisions of Section 135 of the Companies Act, 2013 pertaining to Corporate Social Responsibility are not applicable to the Company and as such, the Company has not developed and implemented any such initiative.

## **CONSERVATION OF ENERGY, TECHNOLOGY ABSORPTION AND FOREIGN EXCHANGE EARNINGS/OUTGO**

The details regarding Energy Conservation, Technology Absorption, Foreign Exchange Earnings and Outgo as required under Section 134 (3) (m) of the Companies Act, 2013 read with the Companies (Accounts) Rules, 2014 are provided in Annexure - 3 hereto which forms part of this Report.

## **PARTICULARS OF LOANS, GUARANTEES OR INVESTMENTS MADE UNDER SECTION 186 OF THE COMPANIES ACT, 2013**

Details of Loans, Guarantees and Investments made during the financial year ended 31st March, 2023, covered under the provisions of Section 186 of the Companies Act, 2013 read with Companies (Meetings of Board and its Powers) Rules, 2014, are as given in the Note No.3 and Note No.4 to the Financial Statements.

**MANAGEMENT DISCUSSION AND ANALYSIS**

Pursuant to the provisions of Regulation 34(2) of SEBI (Listing Obligations and Disclosure Requirements) Regulations, 2015 a report on Management Discussion & Analysis is herewith annexed as Annexure - 4 to this report.

**STATUTORY AUDITORS**

M/s. Ramasamy Koteswara Rao and Co. LLP, Chartered Accountants (Firm Registration Number: 010396S/S200084) were appointed as the Statutory Auditors of the Company for a term of five years to hold office from the conclusion of 6th AGM held on 27th September, 2019, till the conclusion of the 11th AGM to be held in the year 2024.

The Auditor's Report on the financial statements of the Company for the financial year ended March 31, 2023 does not contain any qualifications, observations or adverse remarks and their Report, together with the notes to financial statements are self-explanatory, thereby not calling for any further comments by the Board of Directors on the same.

**INTERNAL AUDITORS**

The Board of Directors based on the recommendation of the Audit Committee have re-appointed M/s. NSVR & Associates LLP, Chartered Accountants, Hyderabad, as the Internal Auditors of your Company. The Internal Auditors are submitting their reports on quarterly basis.

**MAINTENANCE OF COST RECORDS**

The maintenance of cost records as specified by the Central Government under sub-section (1) of section 148 of the Companies Act, 2013, is not applicable to the Company and accordingly such accounts and records are not required to be made and maintained.

**COST AUDITORS**

The appointment of Cost Auditors as specified under sub-section (1) of Section 148 of the Companies Act, 2013, is not applicable to the Company.

**SECRETARIAL AUDITORS**

Pursuant to the provisions of Section 204 of Companies Act, 2013 and the Companies (Appointment and Remuneration of Managerial Personnel) Rules, 2014 the Company has appointed Mrs. N. Vanitha, Practicing Company Secretary (C.P. No.: 10573), Hyderabad, to undertake the secretarial audit of the Company for the FY 2022-23.

**QUALIFICATION, RESERVATION OR ADVERSE REMARK IN THE AUDIT REPORTS**

There is no qualification, reservation or adverse remark made by the Statutory Auditor in their Audit Reports issued by them. However Secretarial Auditor of the Company has mentioned a Remark in their Secretarial Audit Report, attached herewith and marked as Annexure -5.

As regards to the submission of Financial Results for the Period ended, 31st March,2022 without Cash Flow Statement to BSE, we would like to mention that in the Financial Results of the Company for the Financial Year ended 31st March,2022 filed to BSE on 30.05.2022 the Standalone & Consolidated Cash Flow Statements were missed inadvertently. Subsequently the Complete set of Financial Results along with the Cashflow Statements were filed on 08th June,2022. Further The Company paid a total fine of Rs. 53,100(including 18% GST).

## COMPLIANCE WITH SECRETARIAL STANDARDS

Your Company has devised proper systems to ensure compliance with the provisions of all the applicable Secretarial Standards issued by the Institute of Company Secretaries of India and that such systems are adequate and operating effectively. During the year under review, your Company has complied with the Secretarial Standards issued by the Institute of Company Secretaries of India.

## THE DETAILS OF DIRECTORS OR KEY MANAGERIAL PERSONNEL WHO WERE APPOINTED OR HAVE RESIGNED DURING THE YEAR

The Board of directors of your Company has an optimum combination of Executive, Non-Executive and Independent Directors including Women Director.

### i. Independent and Non-Executive Directors

In accordance with the provisions of Section 152 of the Companies Act, 2013, Mr. Paturi Srinivasa Rao, Non-Executive Director of your Company, liable to retire by rotation, have offered himself for re-appointment.

- During the year, Ms. Neha Soni was appointed as an Additional Director in the capacity of Non-Executive Independent Director and Mr. Munnagi Jayaram Prasad was appointed as an Additional Director in the capacity of Non-Executive Director by the Board through circular resolution dated 02nd September, 2022 whose period of office was upto 9th Annual General Meeting. Subsequently, Shareholders of the Company at their 9th Annual General Meeting held on September 30,2022 appointed Ms. Neha Soni as an Independent Director for a period of five years and Mr. Munnagi Jayaram Prasad as Non-Executive Director commencing from 02nd September, 2022.
- Mrs. Sridevi Dasari, (DIN: 07512095) Independent Director of the Company tendered her resignation letter dated September 01, 2022 due to personal reasons and the same was considered and approved by the Board of Directors through circular resolution dated September 02, 2022.
- Mr. Bandi Mohan Krishna, (DIN: 03053172) Non-executive Director of the Company tendered his resignation letter dated March 15, 2023 due to personal reasons and the same was considered and approved by the Board of Directors through circular resolution dated March 16, 2023.

In the opinion of the Board all the Independent Directors of your Company possess integrity, experience, expertise, and the requisite proficiency required under all applicable laws and the policies of your Company.

All the Independent Directors have given declarations stating that they meet the criteria of independence as provided in Section 149(6) of the Companies Act, 2013 along with Rules framed thereunder and Regulation 16(1)(b) of the Listing Regulations. There has been no change in the circumstances affecting their status as independent directors of your Company.

In terms of Section 150 of the Act read with Rule 6 of the Companies (Appointment and Qualification of Directors) Rules, 2014, as amended, all the Independent Directors of your Company have got their names included in the data bank of Independent Directors maintained with the Indian Institute of Corporate Affairs.

### ii. Whole Time Directors & Other Key Managerial Personnel

During the year under review,

- a) there was no change in the office(s) of any Whole-time Director.
- b) Mrs. Y. Hari Priya was appointed as Company Secretary and Compliance Officer of the Company w.e.f August 08, 2022 and resigned on w.e.f October 27,2022.



- c) Mrs. K. Anagha Devi has been appointed to the office of Company Secretary and compliance officer of the Company effective October 27, 2022.

Subsequent to the closure of Financial Year, Mr. Vijay Kumar Deekonda tendered his Resignation Letter as Chief Financial Officer dated June 30, 2023 due to personal reasons and the same was considered and approved by the Board of Directors in their Meeting held on June 30, 2023. Mr. Sheshu Babu Dharla was appointed as Chief Financial Officer of the Company by the Board of Directors in their Meeting held on June 30, 2023. He has 16 years of experience in the field of seed business. Sheshu Babu Dharla qualified chartered accountant and holds bachelor's degree in commerce from Osmania University, Hyderabad, Telangana. Prior to joining our Company, he has worked as General Manager- Finance & Accounts in Prabhat Agri Biotech Limited for a period of 2 years. He is responsible for overall financial management of the Company.

#### **MEETINGS OF THE BOARD:**

The Board of Directors met Five times in the financial year 2022-2023 through Physical Meeting and Video Conferencing as permitted by relevant MCA circulars & SEBI Circulars read with Rule 3 of the Companies (Meetings of Board and its Powers) Rules, 2014 under provisions of the Companies Act, 2013. The intervening period between any two consecutive Board Meetings was within the maximum time gap prescribed under the Companies Act, 2013, Regulation 17 of the SEBI (Listing Obligations and Disclosure Requirements) Regulations, 2015 and SS-1 issued by ICSI. The details of the Board Meetings and the attendance of the Directors are provided in the Corporate Governance Report.

#### **Independent Directors Meeting**

The Independent Directors of the Company had met on March 31, 2023 to review the performance of non-independent directors and the Chairperson of the Company, including overall assessment on the effectiveness of the Board in performing its duties and responsibilities.

The Board comprises Members having expertise in Technical, Banking and Finance. The Directors evaluate their performance and contribution at every Board and Committee Meetings based on their knowledge, experience and expertise on relevant field vis- vis the business of the Company.

#### **Committees**

**The Board has following statutory committees:**

- **Audit Committee**
- **Nomination and Remuneration Committee**
- **Stakeholders Relationship Committee**
- **Risk Management Committee**

**Details of all the committees, along with their charters, composition and meetings held during the year, are provided in the Report on Corporate Governance, as part of this Annual Report.**

#### **POLICY ON DIRECTOR'S APPOINTMENT AND REMUNERATION AND OTHER MATTERS:**

##### **(a) Procedure for Nomination and Appointment of Directors:**

The Nomination and Remuneration Committee has been formed in compliance with Regulation 19 of SEBI (Listing Obligations and Disclosure Requirements) Regulations, 2015 and pursuant to Section 178 of the Companies Act, 2013. The main object of this Committee is to identify persons who are qualified to become directors and who may be appointed in senior management of your Company, recommend to the Board their appointment and removal and shall carry out evaluation of every Director's performance, recommend the remuneration package of both the Executive and the Non-Executive Directors on the Board and also the remuneration of Senior Management, one level below the Board. The Committee reviews the remuneration package payable to Executive Director(s), makes appropriate recommendations to the Board and acts in terms of reference of the Board from time to time.

On the recommendation of the Nomination and Remuneration Committee, the Board has adopted and framed a Remuneration Policy for the Directors, Key Managerial Personnel and other Employees pursuant to the provisions of the Companies Act, 2013 and SEBI Listing Regulations and the same is enclosed as Annexure - 6 and the Remuneration is posted on the website of your Company which may be accessed at <https://www.tierraagrotech.com/wp-content/uploads/2022/04/Nomination-and-Remuneration.pdf>

The remuneration determined for Executive/Non-Executive Directors is subject to the recommendation of the Nomination and Remuneration Committee and approval of the Board of Directors. The Non-Executive Directors are entitled to sitting fees for the Board/Committee Meetings and profit based commission. The

remuneration paid to Directors and Key Managerial Personnel and all other employees is in accordance with the Remuneration Policy of your Company.

Whole Time Director of your Company has not received any remuneration or commission from any of the subsidiaries of your Company.

Brief terms of Nomination and Remuneration Policy and other matters provided in Section 178(3) of the Act and Regulation 19 of SEBI Listing Regulations are disclosed in the Corporate Governance Report, which forms part of this Report.

**(b) Familiarisation/ Orientation program for Independent Directors:**

A formal familiarization program was conducted apprising the directors of the amendments in the Companies Act, rules prescribed thereunder, SEBI (Listing Obligations and Disclosure Requirements) Regulations, 2015 and all other applicable laws to your Company. All the directors were also apprised about the business activities of your Company.

It is the general practice of your Company to notify the changes in all the applicable laws to the Board of Directors, from time to time. The objective of the program is to familiarize Independent Directors on the Board with the business of your Company, industry in which your Company operates, business model, challenges etc. through various programs such as interaction with experts within your Company, meetings with our business leads and functional heads on a regular basis.

The details of such familiarization programs for Independent Directors are posted on the website of your Company which may be accessed at <https://tierraagrotech.com/wp-content/uploads/2023/04/Familiarization-Programme-for-Independent-Directors-2022-23.pdf>

**ANNUAL EVALUATION OF BOARD PERFORMANCE AND PERFORMANCE OF ITS COMMITTEES AND INDIVIDUAL DIRECTORS:**

Pursuant to the provisions of the Companies Act, 2013 and SEBI (Listing Obligations and Disclosure Requirements) Regulations, 2015, the Board has carried out the annual performance evaluation of its own performance, the directors individually as well as the evaluation of the working of its Audit, Nomination and Remuneration and all other committees.

A structured questionnaire was prepared after taking into consideration inputs received from the Directors, covering various aspects of the Board's functioning such as adequacy of the composition of the Board and its Committees, board culture, execution and performance of specific duties, obligations and governance.

A separate exercise was carried out to evaluate the performance of individual Directors including the Chairman of the Board, who were evaluated on parameters such as level of engagement and contribution, independence of judgment, safeguarding the interest of your Company and its minority shareholders etc. The performance evaluation of the Independent Directors was carried out by the entire Board, excluding the Independent Director being evaluated.

In a separate meeting of Independent Directors, performance of Non-Independent Directors, the Board as a whole and the Chairman of your Company was evaluated, taking into account the views of the Executive Directors & Non-Executive Directors who also reviewed the performance of the Secretarial Department. The Nomination and Remuneration Committee reviewed the performance of individual directors on the basis of criteria such as the contribution of the individual director to the Board and Committee meetings like preparedness on the issues to be discussed, meaningful and constructive contribution and inputs in meetings, etc. The Directors expressed their satisfaction with the evaluation process.

## RELATED PARTY TRANSACTIONS:

All contracts or arrangements entered into by your Company with its related parties during the financial year were in accordance with the provisions of the Companies Act, 2013 and the Listing Regulations. All such contracts or arrangements, which were approved by the Audit Committee, were in the ordinary course of business and on arm's length basis. No material contracts or arrangements with related parties within the purview of Section 188(1) of the Act were entered into during the year under review.

The information on transactions for the year under review were on arm's length basis and in the ordinary course of business with the related parties pursuant to Section 134(3)(h) of the Act read with Rule 8(2) of the Companies (Accounts) Rules, 2014 are provided in Annexure 2 in Form No. AOC-2 and the same forms part of this report

The policy on materiality of related party transactions and dealings in related party transactions, as approved by the Board is uploaded on the website which may be accessed at <https://www.tierraagrotech.com/wp-content/uploads/2022/04/RPT-Policy.pdf>

### Disclosure under Regulation 34(3) read with Schedule V of the Listing Regulations Related Party disclosure as per Schedule V of the Listing Regulations

S.No	In the accounts of	Particulars	Amount in the year ended 2022-23	Maximum amount outstanding during the year 2022-23
1	Tierra Agrotech Limited	(i) Loans/Advances to subsidiaries Tierra Seeds and Science Private Limited (Wholly owned Subsidiary)	Nil	12,28,40,275
		(i) Loans/Advances to Joint Ventures- Tidas Agro Tech Limited (50;50 Joint Venture Company).	1,05,21,474	1,05,21,474
		(ii) Loans/advances to associates	NA	NA
		(iii) Loans/advances to firms/companies in which Directors are interested	NA	NA
2	Tierra Agrotech Limited	Investment by the Loanee in the shares of parent company / subsidiary company when the company has made a loan or advance	NA	NA

## EMPLOYEE STOCK OPTION PLAN/ SCHEME AND EMPLOYEE STOCK PURCHASE SCHEME:

Pursuant to the Scheme of amalgamation sanctioned by the Hon'ble National Company Law Tribunal, Bench at Hyderabad vide its order dated 12th day of November, 2021 Grandeur Products Limited was merged with our Company Tierra Agrotech Limited.

Two employee benefit plans, namely, Grandeur Employee Stock Option Scheme II, 2016 (GPLESOS II, 2016) and the Grandeur Employees Stock Purchase Scheme 2017" ("GPL-ESPS 2017") were formulated vide special Resolution passed by the Shareholders of Grandeur Products Limited dated 8th November, 2016 and at Extra Ordinary General Meeting held on 25th March, 2017 respectively with an objective of enabling the company to retain talented human resources by offering them the opportunity to acquire a continuing equity interest in the Company, which will reflect their efforts in building the growth and the profitability of the Company. The ESOP Plan is in compliance with the SEBI (Share Based Employee Benefits) Regulations, 2021.

Upon the Merger of Grandeur Products Limited with Tierra Agrotech Limited, the aforesaid schemes are continued as Schemes of Tierra Agrotech Limited.

During the year under review, no changes were made in the above said schemes. Details regarding the above mentioned schemes along with their status are annexed as "Annexure- 8" and forms part of this report. Further certificate from Secretarial Auditors, with respect to implementation of the above Employee's Stock Option Schemes in accordance with SEBI Guidelines and the resolution passed by the Members of the Company, would be placed before the Members at the ensuing AGM.

## POLICY ON MATERIAL SUBSIDIARIES:

The Policy on Material Subsidiaries as per SEBI (Listing Obligations and Disclosure Requirements) Regulations, 2015 as approved by the Board is uploaded on the website of your Company which may be accessed at <https://www.tierraagrotech.com/wp-content/uploads/2022/04/Determining-Material-Subsidiaries.pdf>

## ANNUAL RETURN:

In accordance with Section 134 (3) (a) of the Companies Act, 2013, a copy of Annual Return in the prescribed format i.e. Form MGT-7 is placed on the website of your Company which may be accessed at <https://tierraagrotech.com/investor-relation/extract-of-annual-return-2022-23/>

## DIRECTORS:

At present, the Board has 03 Independent (Non-Executive) Directors including 1 women director, 01 whole-time Director (Executive), 02 Non – Executive Directors

The Board of Directors of your Company presently comprises of the following Directors:

Name of the Director	Designation
Mr. G V Krishna Rau	Independent Director
Mr. Suryanarayana Simhadri	Independent Director
Mr. Paturi Srinivasa Rao	Non-Executive Director
Mr. Munnangi Jayaram Prasad	Non-Executive Director
Mr. Vijay Kumar Deekonda	Whole-time Director
Ms. Neha Soni	Independent Director

**Director retiring by rotation seeking reappointment:**

Mr. Paturi Srinivasa Rao, Non-Independent Non-Executive Director is liable to retire by rotation at the ensuing Annual General Meeting and seeking reappointment, be re-appointed by the shareholders. A brief profile of Mr. Paturi Srinivasa Rao is given below.

Mr. Paturi Srinivasa Rao is a practicing company secretary having more than 25 years of experience in corporate secretarial matters. He is specialized in Company law, FEMA and other legislations, focusing mainly on mergers & acquisitions, corporate restructuring, joint ventures and foreign collaborations and capital market issues.

**STATEMENT OF DECLARATION BY INDEPENDENT DIRECTORS**

All Independent Directors have given declarations that they meet the criteria of independence as laid down under Section 149(6) of the Companies Act, 2013 and Regulation 16 of the SEBI (Listing Obligations and Disclosure Requirements) Regulations, 2015. They have also complied with the Code for Independent Directors prescribed in Schedule IV of the Companies Act, 2013.

In the opinion of Board, Independent Directors fulfil the conditions specified in the Companies Act, 2013 read with schedules and rules thereto as well as the SEBI (Listing Obligations and Disclosure Requirements) Regulations, 2015 and Independent Directors are independent of management.

**Board Evaluation**

SEBI (Listing Obligations and Disclosure Requirements) Regulations, 2015, mandates that the Board shall monitor and review the Board evaluation framework. The Companies Act, 2013 states that a formal annual evaluation needs to be made by the Board of its own performance and that of its committees and individual directors. Schedule IV of the Companies Act, 2013 states that the performance evaluation of independent directors shall be done by the entire Board of Directors, excluding the director being evaluated.

The board of directors of the transferor company had carried out an annual evaluation of its own performance, board committees and individual directors pursuant to the provisions of the Act and the corporate governance requirements as prescribed by Securities and Exchange Board of India (Listing Obligations and Disclosure Requirements), Regulations 2015 ("SEBI Listing Regulations") and the board of directors of the Company had carried out an annual evaluation of its own performance, board committees and individual directors pursuant to the provisions of the Act.

In a separate meeting of independent directors, performance of non-independent directors, performance of the board as a whole and performance of the chairman was evaluated, taking into account the views of executive directors and non-executive directors. The same was discussed in the board meeting that followed the meeting of the independent directors, at which the performance of the board was also discussed. Performance evaluation of independent directors was done by the entire board, excluding the independent director being evaluated.

**DIRECTORS' RESPONSIBILITY STATEMENT:**

Pursuant to Section 134 (5) of the Companies Act, 2013, your Directors confirm that to the best of their knowledge and belief and according to the information and explanation obtained by them,

- a. in the preparation of the annual accounts for the financial year ended March 31, 2023, the applicable accounting standards have been followed along with proper explanation relating to material departures;
- b. Such accounting policies and applied them consistently and made judgments and estimates that are reasonable and prudent so as to give a true and fair view of the state of affairs of the Company as at March 31, 2023 and of the profit or loss of the Company for the financial year ended on that date;
- c. Proper and sufficient care for the maintenance of adequate accounting records in accordance with this provisions of the Act for safeguarding the assets of the Company and for preventing and detecting fraud and other irregularities;

- d. The annual accounts for the year 2022-23 have been prepared on a going concern basis.
- e. Proper internal financial controls were in place and that the financial controls were adequate and were operating effectively.
- f. Systems to ensure compliance with the provisions of all applicable laws were in place and were adequate and operating effectively.

**DEPOSITS:**

Your Company has not accepted any deposits within the meaning of Section 73 of the Companies Act, 2013 read with Companies (Acceptance of Deposits) Rules, 2014 during the year.

**LOANS FROM DIRECTORS:**

The Company has received unsecured loans from directors of directors as specified in the Note No.21 of the financial statements of the Company.

**ADEQUACY OF INTERNAL CONTROLS WITH REFERENCE TO FINANCIAL STATEMENTS:**

Your Company is committed to constantly improve the effectiveness of internal financial controls and processes for efficient conduct of its business operations and timely preparation of reliable financial information. In the opinion of the Board, the internal financial control system of the Company commensurate with the size, scale and operations of the Company.

**VIGIL MECHANISM:**

The Vigil Mechanism as envisaged in the Companies Act, 2013, the Rules prescribed thereunder and the SEBI (Listing Obligations and Disclosure Requirements) Regulations, 2015 is implemented through your Company's Whistle Blower Policy, to deal with instances of fraud and mismanagement, if any in the Group. The Policy provides for adequate safeguards against victimization of employees and Directors who avail the mechanism and also provides for direct access to the Chairman of the Audit Committee. The details of the Policy are explained in the Corporate Governance Report and is also available on the website of your Company which may be accessed at <https://tierraagrotech.com/wp-content/uploads/2022/04/Vigil-Mechanism.pdf>

The Whistle Blower Policy aims for conducting the affairs in a fair and transparent manner by adopting highest standards of professionalism, honesty, integrity and ethical behavior.

**REPORTING OF FRAUDS:**

During the year under review, there was no instance of fraud, which required the Statutory Auditors to report to the Audit Committee and/or Board under Section 143(12) of the Companies Act, 2013 and the rules made thereunder.

**PARTICULARS OF EMPLOYEES AND REMUNERATION**

The information required pursuant to Section 197 read with Rule 5 of The Companies (Appointment and Remuneration of Managerial Personnel) Rules, 2014 and as amended in respect of our employees, is attached herewith and marked as Annexure- 7

**DETAILS OF SIGNIFICANT AND MATERIAL ORDERS PASSED BY THE REGULATORS, COURTS AND TRIBUNALS:**

During the financial year under review, no significant or material orders were passed by the regulators or courts or tribunals which impact the going concern status and the future operations of the Company.

**DETAILS OF APPLICATION MADE OR ANY PROCEEDING PENDING UNDER THE INSOLVENCY AND BANKRUPTCY CODE, 2016 (31 OF 2016) DURING THE YEAR ALONG WITH THEIR STATUS AS AT THE END OF THE FINANCIAL YEAR:**

No application was made or any proceedings pending under the IBC, 2016 during the year ended on 31st March, 2023.

**DETAILS OF DIFFERENCE BETWEEN AMOUNT OF THE VALUATION DONE AT THE TIME OF ONE-TIME SETTLEMENT AND THE VALUATION DONE WHILE TAKING LOAN FROM THE BANKS OR FINANCIAL INSTITUTIONS ALONG WITH THE REASONS THEREOF:**

Not Applicable

**HUMAN RESOURCE & INDUSTRIAL RELATIONS:**

Your Company continues to foster a culture of fair management practices, endeavoring to provide a congenial work environment. It consistently invests in its human assets to recruit, train and retain high-potential talent.

A conscientious bottom-up approach to skills training strengthens overall competencies. As a result, your Company's workforce consists of an invaluable mix of freshers and experienced employees with extensive industry insight – a key cornerstone in the organization's success.

**STATEMENT IN RESPECT OF THE SEXUAL HARASSMENT AT WORKPLACE (PREVENTION, PROHIBITION AND REDRESSAL) ACT, 2013:**

We strongly support the rights of all our employees to work in harassment – free environment. We have adopted a Policy on Prevention, Prohibition and Redressal of Sexual Harassment at workplace as per the provisions of the Sexual Harassment of Women at Workplace (Prevention, Prohibition and Redressal) Act, 2013 ("POSH Act") and the Rules made thereunder. The policy aims to provide protection to Employees at the workplace and prevent and redress complaints of sexual harassment and for matters connected or incidental thereto, with the objective of providing a safe working environment, where Employees feel secure.

Further, we have in place a committee under the name and style "Internal Complaints Committee" in compliance of POSH Act, which looks into various matters concerning harassment, if any, against women at workplace, addresses concerns and complaints of sexual harassment and recommends appropriate action. Details of composition etc., of the said committee are provided in the section on Corporate Governance.

We further confirm that during the year under review, there were no cases filed pursuant to the said Act.

**GREEN INITIATIVE IN CORPORATE GOVERNANCE:**

The Ministry of Corporate Affairs (MCA) has taken a green initiative in Corporate Governance by allowing paperless compliances by the Companies and permitted the service of Annual Reports and documents to the shareholders through electronic mode subject to certain conditions and your Company continues to send Annual Reports and other communications in electronic mode to the members who have registered their email addresses with your Company/RTA.

**ACKNOWLEDGEMENTS:**

Your Directors sincerely thank the bankers, business associates, consultants and various government authorities for the continued support extended by them to the Company during the year under review. Your Directors also acknowledge the support of the shareholders and confidence reposed by them in your Company and place on record their appreciation and gratitude for the same.

For and on behalf of the Board of Directors of  
**Tierra Agrotech Limited**

SD/-  
**G V Krishna Rau**  
Chairman  
DIN:06775731

Place: Hyderabad  
Date: 04.09.2023



## Annexure - 1

## Form AOC-1

(Pursuant to first proviso to sub-section (3) of section 129 read with rule 5 of Companies (Accounts) Rules, 2014)

**Statement containing salient features of the financial statement of subsidiaries or associate companies or joint ventures**

## Part A Subsidiaries

Rs. in Lakhs

Name of the subsidiary	Tierra Seeds Science Private Limited
Reporting period for the subsidiary concerned, if different from the holding company's reporting period	01.04.2022 to 31.03.2023
Reporting currency and exchange rate as on the last date of the relevant financial year in the case of foreign subsidiaries	Not Applicable
Share capital	206.19
Reserves and surplus	-2090.99
Total assets	614.25
Total Liabilities	614.25
Investments	0.00
Turnover	0.00
Profit before taxation	-131.84
Provision for taxation	-1.64
Profit after taxation	-130.21
Proposed Dividend	0.00
Extent of shareholding (in percentage)	100

- Names of associates or joint ventures which are yet to commence operations - Not Applicable
- Names of associates or joint ventures which have been liquidated or sold during the year- Not Applicable

## Part B Associates and Joint Ventures

Rs. in Lakhs

Name of Associates/Joint Ventures	TIDAS Agrotech Private Limited
Latest audited Balance Sheet Date	31.03.2023
Shares of Associate/Joint Ventures held by the company on the year end	50%
No. of shares	7,40,668
Amount of Investment in Associates	74.07
Description of how there is significant influence Reason why the associate/joint venture is not consolidated	Share of loss in Joint venture is not considered in financials
Net worth attributable to Shareholding as per latest audited Balance Sheet	- 44.605
Profit / Loss for the year	-32.24
Considered in Consolidation	Nil
Not Considered in Consolidation	-16.12

Notes:

The following information shall be furnished at the end of the statement:

- Names of associates or joint ventures which are yet to commence operations – Nil
- Names of associates or joint ventures which have been liquidated or sold during the year - Nil.

For and on behalf of  
**Tierra Agrotech Limited**

SD/-  
**G V Krishna Rau**  
Chairman  
DIN: 06775731

SD/-  
**Vijay Kumar Deekonda**  
Whole-time Director  
DIN: 06991267

sd/-  
**Hari Singh Chauhan**  
Chief Executive Officer

sd/-  
**Sheshu Babu Dharla**  
Chief Financial Officer

SD/-  
**Kalidindi Anagha Devi**  
Company Secretary and  
Compliance Officer

Place: Hyderabad  
Date : 04.09.2023

## Annexure - 2

**Particulars of contracts / arrangements made with related parties [Pursuant to Clause (h) of Sub section (3) of Section 134 of the Companies Act, 2013, and Rule 8(2) of the Companies (Accounts) Rules, 2014]**

This Form pertains to the disclosure of particulars of contracts / arrangements entered into by the Company with related parties referred to in Sub-section (1) of Section 188 of the Companies Act, 2013 including certain arm's length transactions under third proviso thereto.

**Details of contracts or arrangements or transactions not at arm's length basis: NIL**

The Company has not entered into any contract or arrangement or transaction which is not at arm's length basis during the year under review.

**Details of material contracts or arrangement or transactions at arm's length basis:**

The details of material contracts or arrangement or transactions at arm's length basis for the year ended March 31, 2023 are as follows:

Name of the related party and Nature of relationship	Nature of contracts/ arrangements/ transactions	Duration of the contracts arrangements /transactions	Salient terms of the contracts or arrangements or transactions,	Date(s) of approval by the Board, if any	Amount (Rs. in Lakhs)	Amount paid as advances, if any ( ` in Lakhs)
Mr. Paturi Srinivasa Rao (Non-Executive and Non Independent Director)	Lease (expense)	5 Years	Lease Rentals for office premises situated at D.No.5-45, Central Excise Colony, Near Government ITI, Vatluru, Pedapadu(Mandal), Eluru, West Godavari District, Andhra Pradesh - 534007	14.02.2022	1.44	Nil

For and on behalf of the Board of Directors of  
**Tierra Agrotech Limited**

SD/-  
**G V Krishna Rau**  
Chairman  
DIN:06775731

Place: Hyderabad  
Date: 04.09.2023

**CONSERVATION OF ENERGY, REASERCH & DEVELOPMENT, TECHNOLOGY ABSORPTION AND FOREIGN EXCHANGE EARNINGS/ OUTGO:**

The particulars as prescribed under Section 134 (3) (m) of the Companies Act, 2013 read with the Companies (Accounts) Rules, 2014 are as follows:

**A. Conservation of Energy:**

i. the steps taken or impact on conservation of energy	Since the Company is not engaged in any manufacturing activity, issues relating to conservation of energy are not relevant to its energy functioning. However, energy conservation receives attention at all levels. All efforts are made to conserve and optimize the use of energy.
ii. the steps taken by the company for utilizing alternate sources of energy	
iii. the capital investment on energy conservation equipment	

**B. Technology Absorption:**

i. the efforts made towards technology absorption	None
ii. the benefits derived like product improvement, cost reduction, product development or import substitution	N.A.
iii. in case of imported technology (imported during the last three years reckoned from the beginning of the financial year)	
(a) the details of technology imported; (b) the year of import; (c) whether the technology been fully absorbed; (d) if not fully absorbed, areas where absorption has not taken place, and the reasons thereof; and	N.A.
iv. the expenditure incurred on Research and Development	Rs. 9.79 Crores

**C. Foreign Exchange Earnings and Outgo during the year:**

	Rs. In Lakhs
i. Foreign Exchange Earned	: Nil
ii. Foreign Exchange Outgo	: 118.31

For and on behalf of the Board of Directors of  
**Tierra Agrotech Limited**

SD/-  
**G V Krishna Rau**  
Chairman  
DIN:06775731

Place: Hyderabad  
Date: 04.09.2023

## Management Discussion and Analysis

### Overview

#### Impact of Monsoon in 2022

The southwest monsoon in 2022, which spanned from June to September, had a notable impact on various regions in India. Overall, the seasonal rainfall during this period exceeded the Long Period Average (LPA) and provided valuable insights into the monsoon's performance across the country.

Specifically, the southwest monsoon rainfall for the entire country from June 1st to September 30th, 2022, registered at 92.5 cm, surpassing the LPA of 87.0 cm based on data from 1971 to 2020. Notably, some regions experienced rainfall that significantly deviated from the norm:

This unique monsoon season with varying regional patterns had significant implications for different sectors and regions in India.

Source: 20221001\_pr\_1849.pdf (imd.gov.in)

#### Indian Seed Industry

The Indian seed industry is undergoing significant transformation, driven by several key factors that are reshaping agricultural practices and outcomes. The demand for genetically modified seeds, known for their capacity to increase crop yields, stands as a primary driver for this industry evolution. Farmers are becoming increasingly aware of the advantages of hybrid seeds over traditional open-pollinated varieties, leading to a shift in preferences.

Hybrid seeds have gained substantial popularity in India, primarily due to their enhanced pest-resistant properties and reduced production costs, resulting in fewer losses. This surge in demand for hybrid seeds has stimulated the commercial seed market, prompting farmers to transition from conventional seed sources to packaged seeds with promises of higher yields.

In the realm of commercial seed cultivation, hybrids have taken the lead, covering 65% of the cultivated area, while open-pollinated varieties occupy the remaining 35% as of 2021 (Source: India Seed Market Size & Share Analysis - Industry Research Report - Growth Trends (mordorintelligence.com)).

Leading seed breeders are adapting to this evolving landscape by integrating advanced digital technologies to combat the adverse effects of pests, climate variations, and other environmental factors. The adoption of data science, AI tools, advanced phenomics, genomics, patent protection systems, rising income levels among individuals, and intellectual property rights over plant varieties are shaping the agricultural sector's future.

Furthermore, increased investments in research and development activities aimed at enhancing crop production, refining supply chain management, and ensuring quality assurance are expected to be driving forces propelling the Indian seed industry forward. These initiatives are poised to usher in a new era of agricultural innovation and productivity in India.

As per IMARC's research findings, the seed industry in India reached a substantial size of US\$ 6.3 Billion in 2022 and is poised for significant expansion. Projections indicate that it is anticipated to reach US\$ 12.7 Billion by the year 2028, showcasing an impressive Compound Annual Growth Rate (CAGR) of 12.43% over the forecast period during 2019-2028 (Source: Seed Industry in India | Share, Size, Growth, Trends and Forecast 2023-2028 (imarcgroup.com)).

Several factors are contributing to this remarkable growth trajectory within the Indian seed industry. The increasing population, combined with the abundance of fertile arable lands and diverse agro-climatic zones, serves as a pivotal catalyst for driving the expansion of the seed sector. These conditions provide a conducive environment for agricultural productivity and seed-related activities to flourish.

Furthermore, the Indian government's proactive role in fostering the growth of the seed industry has created a positive outlook. Various initiatives and schemes have been introduced to support and incentivize farmers and breeders. Notable among these are schemes like the Integrated Scheme for Oilseeds, Pulses, Oil Palm, and Maize, as well as the Rashtriya Krishi Vikas Yojana. These government-led efforts are instrumental in promoting sustainable agriculture, enhancing crop production, and ensuring food security, thereby bolstering the overall market prospects for the seed industry in India.

## OUTLOOK

### Our Business

"Tierra" has made a humble beginning in the Year 2013 as a technology centric agriculture company. The objective is set to develop superior quality hybrid seeds stacked with crop specific important traits that provides significant yield benefit and overall cost advantages to farmers and other stake holders. Tierra is headquartered at Hyderabad, the seed capital of India, founded by professionals with more than eight decades of combined seed and agribusiness industry experience and proven excellence in developing breakthrough products.

"Tierra" is engaged in research, development, production, processing and commercialization of superior products in major crops like Cotton, Rice, Corn, Mustard, Tomato and Okra. During year 2017-18, Tierra has attracted global attention after their acquisition of Monsanto's India cotton seed business and DuPont – Pioneers Cotton company 'Xylem Seeds Private Limited'.

"Tierra" has established a state-of-the-art R&D unit in Hyderabad with 10,000 sq. ft. laboratory space with several green houses, more than 50 acres of breeding farms supported with drip irrigation and other essential facilities. Besides its Breeding and Biotechnology R&D centres in Hyderabad, Tierra has also established three more R&D units, one in Bangalore, Karnataka, India and the two others in Pune, Maharashtra, India and Gurugram, Haryana, India. It has also about 30 product trailing centres across the country.

In 2018, Tierra expanded its Cotton portfolio in the market by acquiring Indian Cotton seed business of Monsanto Holdings Private Limited and Xylem Seeds Private Limited (a DuPont Pioneer company). The rich and diverse germplasm collected and developed by the experienced breeders of Tierra and the two acquired programs has given the organization a very strong platform in Cotton breeding. Tierra's efforts are aimed at developing upmarket products with big boll size, easy pick ability, earliness, good fibre qualities with strong tolerance to pests and diseases. Our special efforts are to breed cotton for suitability to high density planting system (HDPS), sympodial type, easy pick ability, short stature with synchronous maturity to help harvest the crop in one or two pickings. Special emphasis is also on utilizing male sterility trait for efficient seed production and very high genetic purity. Our focus is to introduce value added - differentiated products and technologies in the market, while protecting them under suitable Intellectual Property (IP) and Plant Variety Protection (PVP) laws. Our business model follows strict compliance with all regulatory guidelines including Freedom to Operate (FTOs).

"Tierra" ventured into vegetable seeds sale from the financial year 2020-21, thereby spreading its portfolio from cotton, paddy, corn, mustard, maize and vegetable seeds. The Company has an extensive marketing network with loyal and committed distributors and dealers in Andhra Pradesh, Telangana, Orissa, Karnataka, Tamil Nadu, Maharashtra, Bihar, Madhya Pradesh, Jharkhand, Chhattisgarh, Gujarat, Uttar Pradesh, Punjab, Haryana, West Bengal, Assam and Rajasthan. The Company's focus is to be a leading provider of crop solutions to the farmers by supplying high yielding hybrid seeds and crop management namely micronutrients and plant growth promoters. For achieving this, the Company is engaging in R&D efforts in the areas of superior breeding programmes and biotechnology tools that will enable it to develop highly effective and differentiated hybrid seeds.

### Research & Development

Tierra has strong Research and development infrastructure. Our research program is well recognised by DSIR, GOI which is supported by highly qualified and experienced professionals in industry.. Tierra has technological collaboration with key institute like NBRI for unique product development. We also carry out our research through collaborations with academic institutions and other strategic partners. We have teams of plant breeders that have the ability to develop new lines and hybrids. We believe our continuing efforts in research and development provides us with a strong platform to build our market share in the seed industry.

## The company has the following R&D Activities:

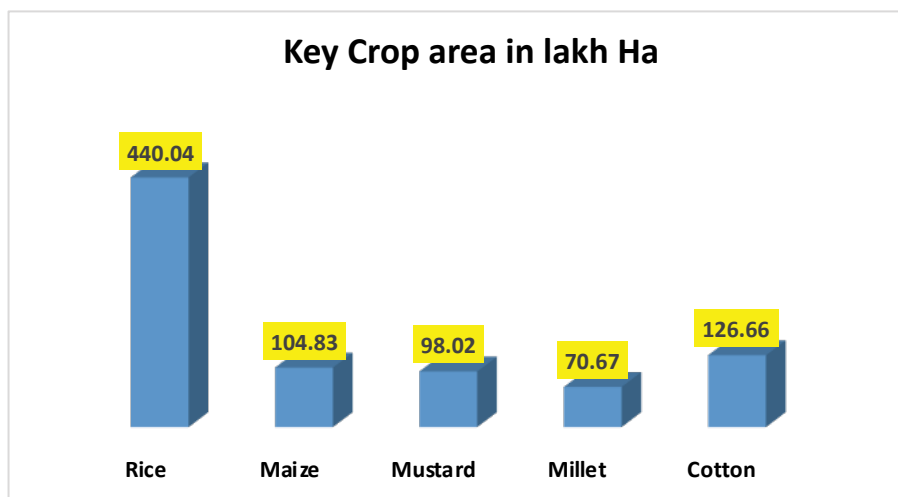
1. 99 Breeding & Testing Locations across the country.
2. 175 Product Evaluation Locations across the country.
3. About 110 Acres of Leased land for Research & Development.

## Product Overview:

Crop	Commercial Products	Pipeline	Lead Commercial Products
Cotton	13	4	Brahma, 9121, 3609
Maize	6	1	S2-981, 2T55
Paddy	4	5	S5-927, Taapsi
Mustard	1	2	S5- 630
Tomato	5	2	Mudit, Tapsi
Okra	7	1	Tarla, Superkranti

## Opportunities

Tierra, being a new entrant in the business has huge potential to grow quickly with market share gains in the existing market size as well as be part of growing seed market. The existing opportunities size in the key crops for Tierra is about 840 Lakh Hectare while the total cropped area of 1300 Lakh Hectares (Source: Agricoop) offers opportunity to expand our crop & product portfolio further.



- Increasing seed replacement ratio – There has been consistent increase in purchased seeds in each of the crop
- Favorable Govt. Policies for farmers – Better MSP and subsidised inputs and mechanization is helping the adoption of high quality seeds in each crop.
- More Food for growing population – With stable/ decrease in the total arable land, the need for feeding the growing population can be met with better traits and high yielding seeds in each crop.
- The scenario post-adoption of hybrids and improved OPVs has resulted in many advantages, such as yield improvement, ensuring higher prices, and availability of seeds at an affordable price. These factors will drive the growth of the Indian seed market in the forecast period.

By 2050, the world's population is projected to reach 10 billion, with India accounting for 1.73 billion (Source: United Nations). To meet the growing food demands of India's population, there is a pressing need to significantly increase the yield per hectare, especially considering the diminishing arable land in the country. Furthermore, India's agricultural yield lags behind global averages due to various

factors, including extreme weather conditions, limited adoption of high-yielding hybrid seeds, a lack of awareness about modern agricultural technologies, and inefficient use of agrochemicals.

These challenges present a substantial opportunity for the Company's Seeds business, as well as opportunities for expanding crop advisory and digital offerings. Innovations in seed technology and digital farming solutions can play a pivotal role in addressing the productivity issues that plague Indian agriculture. These advancements can also empower farmers to secure better commodity prices, enabling them to invest in high-quality inputs to achieve higher yields.

Tierra, with its comprehensive product portfolio, extensive distribution network, and a robust team of over 200 field officers, in addition to strong value chain partnerships, is well-positioned to support Indian farmers in this endeavour.

## Risks Concerns and Threats

### 1. Fast-changing customer preferences

Customers today are more likely to experiment/ test new items in the market, owing to increasing disposable incomes, easy access to information, and rapid acceptance of technical products. Tierra must constantly watch out for changes - not just in the crops business but also in the consumer/ non-cyclical sector.

### 2. Competitive market

Despite the fact that Tierra is working towards innovation in the crops area, it faces severe competition from other big players in seed industry.

### 3. Climate change

Fast-emerging climate change and sustainability challenges are expected to make agriculture more vulnerable and may cause severe hardship to the fragmented farmer base of India and the rural economy.

Product development can be a complicated issue, given the diverse climate conditions for agriculture in India.

### 4. Govt. Policies

Imposing of tax on agriculture can be a possible threat. Govt. Policies regarding price control of cotton and other crops can hamper the profitability of the company.

### 5. Illegal Cotton seed

The unorganized illegal cotton sold in India which contributes almost one sixth of the total cotton business in India is an emerging threat for the cotton business.



Details of significant changes (i.e. change of 25% or more as compared to the immediately previous financial year) in key financial ratios, along with detailed explanation.

During the year on a standalone basis, the significant changes in the financial ratios of the Company, which are more than 25% as compared to the previous year are summarized below:

Financial Ratios	Formula	Consolidated		Deviation (%)	Reason for Change
		2022-23	2021-22		
Debtors Turnover Ratio (times)	[Revenue from operations/ Average Trade receivables]	0.42	0.58	-28%	Improved due to better realization.
Inventories Turnover Ratio (times)	[COGS/Average Inventories]	1.20	0.75	59%	Improved due to better liquidation of inventory.
Interest Coverage Ratio (times)	[EBIT/Finance Cost]	(2.18)	(1.01)	117%	Increased due to increase in EBIT loss and borrowings.
Current Ratio (times)	[Current Asset/ Current Liability]	0.59	0.88	-33%	Reduced due to increase in current liabilities and reduction in closing inventory.
Debt Equity Ratio (times)	[Debt/Shareholders Equity]	6.76	1.87	261%	Increased due to increase in debts and losses in during year.
Operating Profit Margin Ratio (%)	[EBIT/Revenue from Operations]	(0.42)	(0.16)	168%	Increased due to higher losses in the financial year.
Net Profit Margin Ratio (%)	[Profit After Tax#/ Revenue from Operations]	(0.47)	(0.24)	95%	Increased due to higher losses in the financial year.
Return on Net Worth (%)	[Profit for the year (before exceptional items and after tax)/ Net Worth]	-187%	-31%	496%	Increased due to higher losses in the financial year.

### Internal control systems and their adequacy:

The Company has in place adequate and appropriate systems of internal controls commensurate with its size and the nature of its operations and these have broadly withstood the test of time. The systems have been designed to provide reasonable assurance with regard to recording and providing reliable financial and operational information complying with applicable statutes, safeguarding assets from unauthorized use, executing transactions with proper authorizations and ensuring compliance of corporate policies.

The Internal Audit team is reviewed by the Audit Committee of the Board which monitors its performance on a periodic basis through review of audit plans, audit findings and speed of issue resolution through follow-ups. Through at least four meetings every year, the audit committee reviews internal audit findings assurance and advisory function, which is responsible for evaluating and improving the overall effectiveness of risk

management, control and government processes. This entire process helps enhance and protect organizational value by providing risk-based objective assurance, advice and insight.

### **Financial and Operational Performance**

In FY 2022-23, the Company registered Revenue from Operations of Rs. 6011.46 Lakhs compared to Rs. 5656.63 Lakhs in the previous year. The Company has recorded a net loss of Rs. 2690.96 Lakhs for the FY 2022-23 compared to Rs. 1206.09 Lakhs for the Previous Financial Year 2021-22.

### **Material developments in Human Resources**

The workforce strength of the Company as on March 31, 2023, stood at 215 employees across different locations. The Company maintained harmonious industrial relations across all its units during FY 2022-23.

At the core of your Company's Human Resource Policy emphasis on attracting, mentoring and holding the best employees, and offering them with wide-ranging career opportunities. The Company strives to offer a positive, supportive, open and high performance work culture where innovation and risk taking is encouraged. The Company continues to emphasize to be an equal opportunity employer. Company has a Policy of Prevention of Sexual Harassment (POSH) to ensure a harassment-free workplace for employees. Harassment cases are dealt with as per the Company's zero-tolerance policy. During the year 2022-23, no case was reported on sexual harassment.

Further, your Company would like to sincerely appreciate the valuable contribution and support of employees towards the performance and growth of the Company.

### **Disclosure of Accounting Treatment:**

The Company has prepared financial statements which comply with Ind-AS applicable for periods ending on March 31, 2023, together with the comparative period data as at and for the year ended March 31, 2022, as described in the summary of significant accounting policies. Primarily, a treatment different from that prescribed in an Accounting Standard has not been followed in the preparation of financial statements. However, as regards amendments to certain accounting standards, the applicability / effect on the financial statement has been evaluated and been treated accordingly as explained in Notes to the standalone Financial Statements.

### **Cautionary Statement:**

Statements in this management discussion analysis describing the Company's objectives, projections, estimates, expectations may be forward looking within the meaning of applicable securities-laws and regulations. Actual results may differ materially from those expressed in the statement. Important factors that could make difference to Company's operations include economic conditions affecting the domestic market and the overseas markets in which the Company operates, changes in the Government regulations, tax laws and other statutes and other incidental factors.

For and on behalf of the Board of Directors of  
**Tierra Agrotech Limited**

SD/-  
**G V Krishna Rau**  
Chairman  
DIN:06775731

Place: Hyderabad  
Date: 04.09.2023

**Form No.MR-3**  
**SECRETARIAL AUDIT REPORT**  
**for the financial year ended 31st March, 2023**

[Pursuant to Section 204(1) of the Companies Act, 2013 and rule No.9 of the Companies (Appointment and Remuneration Personnel) Rules, 2014] & Regulation 24A of Securities and Exchange Board of India (Listing Obligations and Disclosure Requirements) Regulations, 2015

To  
The Board of Directors  
**M/s. Tierra Agrotech Limited**  
1st Floor, Sravana Complex, Kamalapur Colony Lane,  
Next to L V Prasad Hospital, Road No. 2, Banjara Hills,  
Hyderabad - 500034, Telangana.

I have conducted the secretarial audit of the compliance of applicable statutory provisions and the adherence to good corporate practices by M/s. Tierra Agrotech Limited (hereinafter referred to as "the Company") having CIN: L01119TG2013PLC090004. The secretarial audit was conducted in a manner that provided us a reasonable basis for evaluating the corporate conducts / statutory compliances and expressing my opinion thereon.

Based on my verification of the Company's books, papers, minute books, forms and returns filed and other records maintained by the Company and also the information provided by the Company, its officers, agents and authorized representatives during the conduct of the secretarial audit, we hereby report that, in my opinion, the Company has, during the audit period covering the financial year ended on 31st March, 2023 ("Audit Period") complied with the statutory provisions listed hereunder and also that the Company has proper Board-processes and compliance mechanism in place to the extent, in the manner and subject to the reporting made hereinafter:

We have examined the books, papers, minutes, forms and returns filed and other records maintained by the Company for the financial year ended on 31st March, 2023 according to the provisions of

- i. The Companies Act, 2013 (the Act) and the rules made thereunder;
- ii. The Securities Contracts (Regulation) Act, 1956 ('SCRA') and the rules made thereunder;/
- iii. The Depositories Act, 1996 and the Regulations and Bye-laws framed thereunder;
- iv. Foreign Exchange Management Act, 1999 and the rules and regulations made thereunder to the extent of Foreign Direct Investment
- v. The following Regulations and Guidelines prescribed under the Securities and Exchange Board of India Act, 1992 ('SEBI Act')
  - (a) The Securities and Exchange Board of India (Listing Obligations and Disclosure Requirements) Regulations, 2015
  - (b) The Securities and Exchange Board of India (Substantial Acquisition of Shares and Takeovers) Regulations, 2011
  - (c) The Securities and Exchange Board of India (Prohibition of Insider Trading) Regulations, 2015
  - (d) The Securities and Exchange Board of India (Issue of Capital and Disclosure Requirements) Regulations, 2018

- (e) The Securities and Exchange Board of India (Share Based Employee Benefits) Regulations, 2014
  - (f) The Securities and Exchange Board of India (Issue and Listing of Debt Securities) Regulations, 2008 (Not applicable to the listed entity during the audit period)
  - (g) The Securities and Exchange Board of India (Registrars to an Issue and Share Transfer Agents) Regulations, 1993 regarding the Companies Act and dealing with client;
  - (h) The Securities and Exchange Board of India (Delisting of Equity Shares) Regulations, 2009(Not applicable to the Company); and
  - (i) The Securities and Exchange Board of India (Buyback of Securities) Regulations, 1998/2018(Not applicable to the Company);
- vi. Other specifically applicable laws to the Company:
- The Seeds Act, 1966 read with the Seeds Rules, 1968.

We have also examined compliance with the applicable clauses of Secretarial Standards, i.e., SS-1, SS-2 and as amended from time to time, issued by the Institute of Company Secretaries of India.

During the period under review the Company has complied with the provisions of the Act, Rules, Regulations, Guidelines, Standards, etc. mentioned above.

#### **We further report that:**

- The Board of Directors of the Company is duly constituted with proper balance of Executive Directors, Non-Executive Directors, Woman Director and Independent Directors. The changes in the composition of the Board of Directors that took place during the period under review were carried out in compliance with the provisions of the Act.
- During the period under review Mrs. Sridevi Dasari (DIN: 07512095), and Mr. Bandi Mohan Krishna (DIN: 03053172) resigned from the Office of Directors, Mr. Munnangi Jayaram Prasad was appointed as a Non-Executive Non Independent Director and Ms. Neha Soni was appointed as a Independent Director respectively, these changes were carried out in compliance with the provisions of the Act.
- Adequate notice is given to all directors to schedule the Board Meetings and Committee Meetings, agenda and detailed notes on agenda were sent at least seven days in advance, (in case of shorter duration, the same were subject to requisite confirmation(s) by the Directors) and a system exists for seeking and obtaining further information and clarifications on the agenda items before the meeting and for meaningful participation at the meeting.
- All the decisions at the Board Meetings and Committee Meetings and the resolution(s) proposed by way of circulation have been carried out unanimously as recorded in the Minutes of the meetings of the Board of Directors or Committee of the Board, as the case may be.

We further report that there are adequate systems and processes in the Company, commensurate with the size and operations of the Company, to monitor and ensure compliance with applicable laws, rules, regulations and guidelines. The following are the details of the major events that took place during the financial year under review:

The listed entity has complied with the provisions of the above Regulations and circulars/ guidelines issued there under except in once instance where pursuant to Regulation 33(3) of SEBI( Listing Obligations and Disclosure Requirements) 2015, financial results for the period ended 31st March, 2022 were submitted without Cashflow statement to BSE Limited, the details of which are as follows:

Sr. No.	Action taken by	Details of violation	Details of action taken e.g. fines, warning letter, debarment, etc.	Observations/ remarks of the Practising Company Secretary, if any
1	The Stock exchange i.e. BSE Limited	The Financial Results of the Company for the Financial Year ended 31st March, 2022 have been filed to BSE on 30.05.2022. Inadvertently the company missed filing of the Standalone & Consolidated Cash Flow Statements. Subsequently the Complete set of Financial Results along with the Cash flow Statements were filed on 08th June, 2022	The Company paid a total fine of Rs. 53,100 (including 18% GST). Due intimation of Payment was made thereupon to the BSE Ltd.	The Company has complied the regulation with payment of fine.

**SD/-**  
**CS N. VANITHA**  
**Company Secretary in Practice**  
**ACS No. 26859**  
**CP No. 10573**  
**PEER REVIEW Cer. No. 1890/2022**  
**UDIN: A026859E000936482**

Place: Hyderabad

Date: 04.09.2023

Note: This Report is to be read with my letter of even date which is annexed as '**Annexure-A**' and forms an integral part of this Report.

To  
The Members

**M/s. Tierra Agrotech Limited**

1st Floor, Sravana Complex, Kamalapuri Colony Lane,  
Next to L V Prasad Hospital, Road No. 2, Banjara Hills,  
Hyderabad - 500034, Telangana

My report of even date is to be read along with this letter.

1. It is the responsibility of the management of the Company to maintain secretarial records, devise proper systems to ensure compliance with the provisions of all applicable laws and regulations and to ensure that the systems are adequate and operate effectively.
2. The compliance of the provisions of Corporate and other applicable laws, rules, regulations, standards is the responsibility of management. Our examination was limited to the verification of procedures on test basis.
3. We have followed the audit practices and processes as were appropriate to obtain reasonable assurance about the correctness of the contents of the Secretarial Records. The verification was done on random basis to ensure that correct facts are reflected in secretarial records. We believe that the processes and practices we followed provide a reasonable basis for our opinion.
4. Our responsibility is to express an opinion on these secretarial records, standards and procedures followed by the Company with respect to secretarial compliances.
5. We believe that audit evidence and information provided by the Company's management is adequate and appropriate for us to provide a basis for our opinion.
6. Wherever required, we have obtained the management's representation about the compliance of laws, rules and regulations and happening of events etc.
7. We have not verified the correctness and appropriateness of financial records and Books and Accounts of the Company.

**Disclaimer**

8. The Secretarial Audit Report is neither an assurance as to the future viability of the Company nor of the efficacy or effectiveness with which the management has conducted the affairs of the Company.

**SD/-**  
**CS N. VANITHA**  
**Company Secretary in Practice**  
**ACS No. 26859**  
**CP No. 10573**  
**PEER REVIEW Cer. No. 1890/2022**  
**UDIN: A026859E000936482**

Place: Hyderabad  
Date: 04.09.2023

## Nomination and Remuneration Policy

### 1. Introduction

Tierra Agrotech Limited ("Company"), believes that an enlightened Board consciously creates a culture of leadership to provide a long-term vision and policy approach to improve the quality of governance.

Towards this, Company ensures constitution of a Board of Directors with an appropriate composition, size, diversified expertise and experience and commitment to discharge their responsibilities and duties effectively. Company recognizes the importance of Independent Directors in achieving the effectiveness of the Board. Company aims to have an optimum combination of Executive, Non-Executive and Independent Directors.

Company also recognizes the importance of aligning the business objectives with specific and measurable individual objectives and targets. The Company has therefore formulated the remuneration policy for its directors, key managerial personnel and other employees keeping in view the following objectives:

- a) Ensuring that the level and composition of remuneration is reasonable and sufficient to attract, retain and motivate, to run the company successfully.
- b) Ensuring that relationship of remuneration to performance is clear and meets the performance benchmarks.
- c) Ensuring that remuneration involves a balance between fixed and incentive pay reflecting short and long term performance objectives appropriate to the working of the company and its goals.

### 2. Scope:

This Policy sets out the guiding principles for the Nomination and Remuneration Committee for identifying persons who are qualified to become Directors and to determine the independence of Directors, in case of their appointment as independent directors of the Company and also for recommending to the Board the remuneration of the directors, key managerial personnel and other employees of the Company.

### 3. Terms and References:

In this Policy, the following terms shall have the following meanings:

- 3.1 "Director" means a director appointed to the Board of a Company.
- 3.2 "Nomination and Remuneration Committee" means the committee constituted by Company's Board in accordance with the provisions of Section 178 of the Companies Act, 2013 and Regulation 19 of SEBI (LODR) Regulations, 2015.
- 3.3 "Independent Director" means a director referred to in sub-section (6) of Section 149 of the Companies Act, 2013 and Regulation 16(1)(b) of SEBI (LODR) Regulations, 2015.
- 3.4 "Key Managerial Personnel" means
  - (i) the Chief Executive Officer or the managing director or the manager;
  - (ii) the company secretary;
  - (iii) the whole-time director;
  - (iv) the Chief Financial Officer; and
  - (v) such other officer as may be prescribed under the Companies Act, 2013

### 4 Selection of Directors and determining Directors' independence

#### 4.1 Qualifications and criteria

The Nomination and Remuneration (NR) Committee, and the Board, shall review on an annual basis, appropriate skills, knowledge and experience required of the Board as a whole and its individual members. The objective is to have a Board with diverse background and experience that are relevant for the Company's global operations.

##### 4.1.1 In evaluating the suitability of individual Board members, the NR Committee may take into account factors, such as:

General understanding of the Company's business dynamics, global business and social perspective;

Educational and professional background Standing in the profession; Personal and professional ethics, integrity and values;

Willingness to devote sufficient time and energy in carrying out their duties and responsibilities effectively.

##### 4.1.2 The proposed appointee shall also fulfill the following requirements: Shall possess a Director Identification Number;

Shall not be disqualified under the Companies Act, 2013;

Shall give his written consent to act as a Director;

Shall endeavor to attend all Board Meetings and wherever he is appointed as a Committee Member, the Committee Meetings;

Shall abide by the Code of Conduct established by the Company for Directors and Senior Management Personnel;

Shall disclose his concern or interest in any company or companies or bodies corporate, firms, or other association of individuals including his shareholding at the first meeting of the Board in every financial year and thereafter whenever there is a change in the disclosures already made;

Such other requirements as may be prescribed, from time to time, under the Companies Act, 2013, SEBI(LODR) Regulations, 2015 and other relevant laws.

##### 4.1.3 The NR Committee shall evaluate each individual with the objective of having a group that best enables the success of the Company's business.

#### 4.2 Criteria of Independence

##### 4.2.1 The NR Committee shall assess the independence of Directors at the time of appointment / re-appointment and the Board shall assess the same annually. The Board shall re-assess determinations of

##### 4.2.2 The criteria of independence, as laid down in Companies Act, 2013 and Clause 49 of the Equity Listing Agreement, is as below:

An independent director in relation to a company, means a director other than a managing director or a whole-time director or a nominee director—

- a. who, in the opinion of the Board, is a person of integrity and possesses relevant expertise and experience;
- b. (i) who is or was not a promoter of the company or its holding, subsidiary or associate company;  
(ii) who is not related to promoters or directors in the company, its holding, subsidiary or associate company;



- c. who has or had no pecuniary relationship with the company, its holding, subsidiary or associate company, or their promoters, or directors, during the two immediately preceding financial years or during the current financial year;
- d. none of whose relatives has or had pecuniary relationship or transaction with the company, its holding, subsidiary or associate company, or their promoters, or directors, amounting to two per cent or more of its gross turnover or total income or fifty lakh rupees or such higher amount as may be prescribed, whichever is lower, during the two immediately preceding financial years or during the current financial year;
- e. who, neither himself nor any of his relatives—
  - (i) holds or has held the position of a key managerial personnel or is or has been employee of the company or its holding, subsidiary or associate company in any of the three financial years immediately preceding the financial year in which he is proposed to be appointed;
  - (ii) is or has been an employee or proprietor or a partner, in any of the three financial years immediately preceding the financial year in which he is proposed to be appointed, of—
    - (A) a firm of auditors or company secretaries in practice or cost auditors of the company or its holding, subsidiary or associate company; or
    - (B) any legal or a consulting firm that has or had any transaction with the company, its holding, subsidiary or associate company amounting to ten per cent or more of the gross turnover of such firm;
  - (iii) holds together with his relatives two per cent or more of the total voting power of the company; or
  - (iv) is a Chief Executive or director, by whatever name called, of any nonprofit organization that receives twenty-five per cent or more of its receipts from the company, any of its promoters, directors or its holding, subsidiary or associate company or that holds two percent or more of the total voting power of the company; or
  - (v) is a material supplier, service provider or customer or a lessor or lessee of the company.
- f. shall possess appropriate skills, experience and knowledge in one or more fields of finance, law, management, sales, marketing, administration, research, corporate governance, technical operations, corporate social responsibility or other disciplines related to the Company's business.
- g. shall possess such other qualifications as may be prescribed, from time to time, under the Companies Act, 2013.
- h. who is not less than 21 years of age.

**4.2.3** The Independent Directors shall abide by the "Code for Independent Directors" as specified in Schedule IV to the Companies Act, 2013.

### **4.3** Other directorships / committee memberships

**4.3.1** The Board members are expected to have adequate time and expertise and experience to contribute to effective Board performance. Accordingly, members should voluntarily limit their directorships in other listed public limited companies in such a way that it does not interfere with their role as directors of the Company. The NR Committee shall take into account the nature of, and the time involved in a Director's service on other Boards, in evaluating the suitability of the individual Director and making its recommendations to the Board.

- 4.3.2** A Director shall not serve as Director in more than 20 companies of which not more than 10 shall be Public Limited Companies.
- 4.3.3** A Director shall not serve as an Independent Director in more than 7 Listed Companies and not more than 3 Listed Companies in case he is serving as a Whole-time Director in any Listed Company.
- 4.3.4** A Director shall not be a member in more than 10 Committees or act as Chairman of more than 5 Committees across all companies in which he holds directorships. For the purpose of considering the limit of the Committees, Audit Committee and Stakeholders' Relationship Committee of all Public Limited Companies, whether listed or not, shall be included and all other companies including Private Limited Companies, Foreign Companies and Companies under Section 8 of the Companies Act, 2013 shall be excluded.
- 5. Remuneration to Executive Directors and Key Managerial Personnel Non-Executive Directors and other employees**
- 5.1.1** The Board, on the recommendation of the Nomination and Remuneration (NR) Committee, shall review and approve the remuneration payable to the Executive Directors of the Company within the overall limits approved by the shareholders.
- 5.1.2** The Board, on the recommendation of the NR Committee, shall also review and approve the remuneration payable to the Key Managerial Personnel of the Company.
- 5.1.3** The remuneration structure to the Executive Directors and Key Managerial Personnel shall include the following components:
- (i) Basic Pay
  - (ii) Perquisites and Allowances
  - (iv) Commission (Applicable in case of Executive Directors)
  - (v) Retinal benefits
  - (vi) Annual Performance Bonus
- 5.1.4** The Annual Plan and Objectives for Executive Directors and Senior Executives shall be reviewed by the NR Committee and Annual Performance Bonus will be approved by the Committee based on the achievements against the Annual Plan and Objectives.
- 5.2 Remuneration to Non-Executive Directors**
- 5.2.1** The Board, on the recommendation of the NR Committee, shall review and approve the remuneration payable to the Non- Executive Directors of the Company within the overall limits approved by the shareholders.
- 5.2.2** Non-Executive Directors shall be entitled to sitting fees for attending the meetings of the Board and the Committees thereof. The Non- Executive Directors shall also be entitled to profit related commission in addition to the sitting fees.
- 5.3 Remuneration to other employees**
- 5.3.1** Employees shall be assigned grades according to their qualifications and work experience, competencies as well as their roles and responsibilities in the organization. Individual remuneration shall be determined within the appropriate grade and shall be based on various factors such as job profile, skill sets, seniority, experience and prevailing remuneration levels for equivalent jobs.

**Annexure - 7**  
**Details pertaining to remuneration as required under Section 197(12) of the Companies Act, 2013 read with Rule 5(1) of the Companies (Appointment and Remuneration of Managerial Personnel) Rules, 2014**

The percentage increase in remuneration of each Director, Chief Executive Officer, Chief Financial Officer and Company Secretary during the financial year 2022-23, ratio of the remuneration of each Director to the median remuneration of the employees of the Company for the financial year 2022-23, and the comparison of remuneration of each Key Managerial Personnel (KMP) against the performance of the Company are as under:

**Details pertaining to Employees as required under Section 197(12) of the Companies Act, 2013**

**Statement of Particulars of Employees Pursuant to Provisions of Section 197(12) of the Companies Act 2013 Read with Companies (Appointment and Remuneration of Managerial Personnel) Rules 2014.**

a) Employed throughout the Financial Year 2021-22

Name	Age	Qualification	Designation	Date of Commencement of Employment	Experience (Years)	Gross Remuneration in ₹	Previous Employment
Mr. Vijay Kumar Deekonda	60	Commerce and Law Graduate	Whole-time Director	27.12.2021	10	1,15,000 p.m	Grandeur Products Limited (Merged into Tierra Agrotech Limited)

Note: Relationship with Directors/Managers can be referred from the Corporate Governance Report, annexed with this Annual Report

b) Other Top Ten Employees throughout the Financial Year 2022-23: this information is available in the website of the Company [www.tierraagro.com](http://www.tierraagro.com)

**Details pertaining to remuneration as required under Section 197(12) of the Companies Act, 2013 read with Rule 5(1) of the Companies (Appointment and Remuneration of Managerial Personnel) Rules, 2014**

i) The percentage increase in remuneration of each Director, Chief Executive Officer, Chief Financial Officer and Company Secretary during the financial year 2022-23, ratio of the remuneration of each Director to the median remuneration of the employees of the Company for the financial year 2022-23, and the comparison of remuneration of each Key Managerial Personnel (KMP) against the performance of the Company are as under :

Sl. No.	Name of Director/ KMP and Designation	Remuneration of Director /KMP for the financials year 2022-23 (₹.in Lakhs)	Remuneration of Director /KMP for the financials year 2021-22 (₹.in Lakhs)	% increase in Remuneration in the Financial Year 2022-23 ₹ in Lakhs)	Ratio of remuneration of each Director/to median remuneration of employees
1	Mr. Venkata Krishna Rau Gogineni Non Executive Director	0	0	NIL	NIL
2	Mr. Suryanarayana Simhadri Non- Executive Director	0	0	NIL	NIL
3	Mr. Bandi Mohan Krishna Non- Executive Director	0	0	NIL	NIL
4	Mr. Paturi Srinivasa Rao Non -Executive Director	0	0	NIL	NIL
5	Mr. Vijay Kumar Deekonda Executive Director	13,80,000	13,80,000	NIL	3.79
6	Mrs. Sridevi Dasari Non -Executive Director	0	0	NIL	NIL
7	Ms. Neha Soni Non- Executive Director	0	0	NIL	NIL
8	Mr. Munnangi Jayaram Prasad Non- Executive Director	0	0	NIL	NIL
7	Mr. Vijay Kumar Deekonda Chief Financial Officer	0	0	NIL	NIL
8	Mr. Hari Singh Chauhan - Chief Executive Officer from 25.01.2022	1,83,43,424	21,78,693	NIL	50.39
9	Mrs. Y. Hari Priya - Company Secretary from 08.08.2022 to 27.10.2022	67,968	0	NIL	0.72
10	Mrs. K. Anagha Devi - Company Secretary from 27.10.2022	2,30,477	0	NIL	1.52

- ii) the median remuneration of employees of the Company during the financial year was ` 3.64 Lakhs
- iii) In the financial year, there was an decrease of 40.72% in the median remuneration of employees
- iv) there were 215 permanent employees on the rolls of Company as on March 31, 2023.
- v) We herewith affirm that the remuneration is as per the remuneration policy of the Company
- vi) Key parameters for any variable component of remuneration availed by the directors: Nil

**Details of the options granted under various employee stock option schemes as on 31st March, 2023:**

- A. Relevant disclosures in terms of the 'Guidance note on accounting for employee share-based payments issued by ICAI form part of the notes to the financial statements provided in this Annual Report.
- B. Diluted EPS on issue of shares pursuant to all the schemes covered under the regulations shall be disclosed in accordance with 'Accounting Standard 20 - Earnings per Share form part of the notes to the financial statements provided in this Annual Report.

**C. i. Grandeur Employee Stock Option Scheme II, 2016(GPLESOS II, 2016) - Details of the Scheme:**

S.No.	Description	Grandeur Employee Stock Option Scheme II, 2016(GPLESOS II, 2016)
1	Date of shareholders' approval	8th November, 2016
2	Total number of options approved under ESOS.	7,50,000 options
3	Vesting requirements	After One year but not later than Two years from the date of grant of such Options.
4	Exercise price or pricing formula	The Exercise Price shall be equal to face value of shares i.e. ` 10 per Option (or) shall not be less than seventy five percent (75%) of the "Market Price" as per the ESOP Regulations (or) any other price as decided by the Compensation and Remuneration Committee.
5	Maximum term of options/shares granted.	Options granted under this GPLESOS II 2016 would Vest after One year but not later than Two years from the date of grant of such Options.
6	Source of shares (primary, secondary or combination)	Primary
7	Variation of terms of options/shares	Nil
8	Method used to account for ESOS/ESPS	Intrinsic

Where the company opts for expensing of the options using the intrinsic value of the options, the difference between the employee compensation cost so computed and the employee compensation cost that shall have been recognized if it had used the fair value of the options shall be disclosed. The impact of this difference on profits and on EPS of the company shall also be disclosed. - Not Applicable as on the date.

**Option movement during the year**

S. No.	Particulars	Details
1.	Number of options/shares outstanding at the beginning of the year	7,50,000
2.	Number of options/shares granted during the year	Nil
3.	Number of options forfeited/lapsed during the year*	Nil
4.	Number of options vested during the year	Nil
5.	Number of options exercised during the year	Nil
6.	Number of shares arising as a result of exercise of options	Nil
7.	Money realized by exercise of options (INR), if scheme is implemented directly by the company	Nil
8.	Loan repaid by the Trust during the year from exercise price received	NA
9.	Number of options outstanding at the end of the year	7,50,000
10.	Number of options/Shares exercisable at the end of the year	7,50,000
11.	Weighted-average exercise	NA
12.	Weighted-average fair values	NA
13.	Employee wise details of options granted to	NA
	a. Key managerial personnel	-
	b. Any other employee who receive a grant of options in any one year of option amounting to 5% or more of option granted during the year	-
	c. identified employees who were granted option, during any one year, equal to or exceeding 1% of the issued capital (excluding outstanding warrants and conversions) of the company at the time of grant.	

A description of the method and significant assumptions used during the year to estimate the fair value of options- Not Applicable as on the date.

**ii. Grandeur Employees Stock Purchase Scheme 2017” (“GPL-ESPS 2017”)-**

In terms of the scheme company has provided loan of ₹61,19,600 to Grandeur Products Limited Employees Welfare Trust (GPL Trust) for acquiring the shares of the Company. And subsequently the Company has issued and allotted 6,11,960 Equity Shares of ₹10 each to Grandeur Products Limited Employees Welfare Trust (GPL Trust).

The GPL-ESPS 2017 shall be administered by Grandeur Products Limited Employees Welfare Trust (GPL Trust) under the supervision of the Nomination and Remuneration Committee.

**i. Details of the Scheme**

S.No.	Description	Grandeur Employees Stock Purchase Scheme 2017” (“GPL-ESPS 2017”)
1.	Date of shareholders’ approval	25th March, 2017
2.	Number of shares issued	7,50,000 ( Out of 7,50,000, 6,11,960 Equity Shares has been allotted to Grandeur Products Limited Employees Welfare Trust on 16th July, 2016)
3.	The price at which such shares are issued	The Purchase Price of the shares shall not be less than the face value of the shares and which may such amount as may be determined by the Board of Trustees of the Trust in consultation with the Board of Directors of the Company and the Nomination and Remuneration Committee of the Company.
4.	Lock-in period	The equity shares issued under GPL-ESPS 2017 shall be locked in for a minimum period of one year from the date of allotment as per SEBI Regulations and

ii. The following details regarding allotment made under each ESPS, as at the end of the year:

S. No.	Particulars	Details
1.	The details of the number of shares issued under ESPS	7,50,000
2.	The price at which such shares are issued	NA
3.	Employee wise details of options granted to	NA
	a. Key managerial personnel	
	b. Any other employee who receive a grant of options in any one year of option amounting to 5% or more of option granted during the year	
	c. Identified employees who were granted option, during any one year, equal to or exceeding 1% of the issued capital (excluding outstanding warrants & conversions) of the Company at the time of grant	
	Consideration received against the issuance of shares, if scheme is implemented directly by the company	Not Applicable
	Loan repaid by the Trust during the year from exercise price received	No Loan repayment has been received yet.

For and on behalf of the Board of Directors of  
**Tierra Agrotech Limited**

SD/-  
**G V Krishna Rau**  
Chairman  
DIN:06775731

Place: Hyderabad  
Date: 04.09.2023



**REPORT ON CORPORATE GOVERNANCE**

[Pursuant to Schedule V Para C of the Securities and Exchange Board of India (Listing Obligations and Disclosure Requirements) Regulations 2015 ("Listing Regulations")]

**1. Company's philosophy on Code of Governance**

Tierra Agrotech Limited ('the Company') is one of the pioneers in the field of agro-technology, which is a skillful combination of agriculture and technology. Many scientists consider this combination as a part of the "Gen Next" Technology, creating a market for our specialized research based hybrid seeds along with training which we aim to provide to agro based companies on how to conduct research and achieve success in the field of agriculture.

At Tierra, we have always sought to be a value driven organisation, where our growth and success is directed by our values.

The Company has complied with the norms of governance as provided in Chapter IV and Schedule II of the Listing Regulations during the year under review.

**2. Board of Directors****(a) Composition and category of Directors:**

The composition of Board is in consonance with the requirements of Regulation 17 of the SEBI (Listing Obligations and Disclosure Requirements) Regulations, 2015. As on 31st March, 2023, the Board consists of 6 Members. The Board of directors of the Company has an optimum combination of Executive, Non-Executive and Independent Directors with one woman Independent Director.

The details of the Board of directors including their attendance at the meetings of Board and shareholders, directorships / chairmanships / memberships on the Boards /Committees of other Companies and names of the listed entities where the person is a director and the category of directorship as required under Regulation 34 read with schedule V of Listing Regulations are as below:

Attendance of Directors during the Financial Year 2022-23

S.No	Name of the Director	Category	No of Board Meetings		No of Directorships in other Companies			Chairmanships / memberships in Committees of other public Companies		Attendance of the Last AGM	Name of other Listed entities where he/she is a director and the category of directorship
			Held	Attended	Private	Public	Membership	Chairmanship			
1	Mr. G V Krishna Rau	Independent - Non Executive Director	5	5	-	1	2	-	Yes	CCL Products (India) Limited - Independent Non-Executive Director	
2	Mr. Suryanarayana Simhadri	Independent Non Executive Director	5	5	1	-	-	-	Yes	-	
3	Mr. Mumangi Jayaram Prasad	Non-Executive Director	5	3	1	-	-	-	Yes	-	
4	Mr. Paturi Srinivasa Rao	Non-Executive Director	5	5	1	-	-	-	Yes	-	
5	Mr. Vijay Kumar Deekonda	Executive Director	5	5	2	-	-	-	Yes	-	
6	Ms. Neha Soni	Independent Non -Executive Director	5	3	-	-	-	-	Yes	-	
7	Mrs. Sridevi Dasari	Independent Non -Executive Director	5	2	1	1	-	-	No	-	
8	Mr. B. Mohan Krishna	Non-Executive Director	5	5	3	1	-	-	Yes	CCL Products (India) Limited - Executive Director	

The Directorships held by Directors in other Companies, as mentioned above are as on the date of this report and do not include Directorships in Foreign Companies.

None of the Directors on the Board is a member on more than 10 Committees and Chairman of more than 5 Committees across all the companies in which they are directors. None of the Directors hold office in more than 10 public companies and seven listed Companies. None of the Directors serve as Independent Director in more than seven listed companies.

**(b) Number of meetings of the Board of directors held and dates on which held:**

The Board met 5 times in the financial year 2022-23 on the following dates, with a gap not exceeding one hundred and twenty days between any two meetings:

30.05.2022	08.08.2022	07.09.2022	27.10.2022	07.02.2023
------------	------------	------------	------------	------------

**(c) Disclosure of relationships between directors inter-se:**

The Directors are not related to each other in terms of the definition of "Relative" under Section 2(77) of the Companies Act, 2013 and Rules framed there under. There is only one Promoter Director on the Board of the Company who is not related to the other Board members. Hence, there is no inter-se relationship existing between the Directors of the Company.

**(d) Number of shares and convertible instruments held by Non-Executive Directors:**

Except below mentioned, none of the non-Executive Directors hold any equity shares in the Company:

S.No	Name and designation of the Director	No. of Shares held as on 31.03.2023
1	Mr. Venkata Krishna Rau Gogineni	1,00,000
2	Mr. Suryanarayana Simhadri	25,000
3	Mr. Paturi Srinivasa Rao	5,000
4	Mr. Munnangi Jayaramaprasad	2,00,000

**(e) Web link where details of familiarization programmes imparted to Independent directors:**

A formal familiarization programme was conducted about the amendments in the Companies Act, 2013, Rules prescribed thereunder, SEBI (Listing Obligations and Disclosure Requirements) Regulations, 2015 and all other applicable laws of the Company.

Periodic presentations are made by Senior Management, Statutory and Internal Auditors at the Board/Committee meetings on business and performance updates of the Company, global business environment, business risks and its mitigation strategy, impact of regulatory changes on strategy etc. It is the general practice of the Company to notify the changes in all the applicable laws from time to time to the Board of Directors regularly.

The Company has a familiarization programme for Independent Directors with regard to their roles, rights, responsibilities in the Company, nature of the industry in which the Company operates, the business models of the Company etc., and the same is available on the website of the Company i.e., [www.tierraagrotech.com](http://www.tierraagrotech.com)

**(f) List of core skills/expertise/competencies identified by the board of directors:**

The Company requires skills, expertise and competencies in the areas of strategy, finance, accounting, legal and regulatory matters, the environment, sustainability and operations of the Company's businesses to efficiently carry on its core business.

The Board comprises of qualified members who bring in the required skills, expertise and competence as mentioned above which allow them to make effective contributions to the Board and its committees. The members of the Board are committed to ensure that the Company is in compliance with the highest standards of corporate governance.

<b>List of skills / competencies required in relation to business operations</b>	<b>Name of Directors having such skills / competencies</b>
Finance, Management, Administration	1. Mr. Suryanarayana Simhadri 2. Mr. G V Krishna Rau 3. Mr. Vijay Kumar Deekonda 4. Mr. Paturi Srinivasa Rao
Technical knowledge on operations, Production	1. Mr. Munnangi Jayaram Prasad
Corporate Governance, Strategic Management	1. Mr. G V Krishna Rau 2. Mr. Suryanarayana Simhadri 3. Mr. Paturi Srinivasa Rao 4. Mr. Vijay Kumar Deekonda 5. Ms. Neha Soni
Marketing and sales	1. Mr. Munnangi Jayaram Prasad 2. Mr. Vijay Kumar Deekonda

The current composition of your Company's Board includes directors with core industry experience and has all the key skills and experience mentioned above.

**(g) Confirmation that in the opinion of the board, the independent directors fulfil the conditions specified in these regulations and are independent of the management:**

The Board of Directors be and is hereby confirm that in the opinion of the Board, the Independent Directors fulfil the conditions specified by SEBI (Listing Obligations and Disclosure Requirements) Regulations, 2015 and they are independent of the management.

**(h) During the FY 2022-23, Mrs. Sridevi Dasari resigned from the office of Independent Director of the Company w.e.f 02.09.2022 due to her personal obligations and there are no other material reasons as confirmed by her and noted by the Board.**

**Committees of the Board**

Currently, there are four Board Committees – The Audit Committee, Nomination and Remuneration Committee, Stakeholders Relationship Committee and Risk Management Committee.

The terms of reference of the Board Committees are determined by the Board from time to time. Meetings of each Board Committee are convened by the Chairman of the respective Committees.

The role and composition of these Committees, including the number of meetings held during the financial year and the related attendance are provided below:

### 3. Audit Committee

The Company has a qualified and Independent Audit Committee comprising of 3 Independent Directors constituted in accordance with Regulation 18 of SEBI (Listing Obligations and Disclosure Requirement Regulations, 2015 and Section 177 of the Companies Act, 2013. The Committee is empowered with the powers as prescribed under the said Regulation 18 and Section 177 of the Companies Act, 2013. The Committee performs its duties and discharges its responsibilities as per its terms of reference and directions if any, given by the Board from time to time.

#### (a) Brief description of terms of reference

The terms of reference of the Audit Committee are as per Regulation 18 of SEBI (Listing Obligations and Disclosure Requirements) Regulations, read with Section 177 of the Companies Act, 2013 and includes such other functions as may be assigned to it by the Board from time to time.

#### i. Powers of the Audit Committee includes:

- To investigate any activity within its terms of reference.
- To seek information from any employee.
- To obtain outside legal or other professional advice.
- To secure attendance of outsiders with relevant expertise, if it considers necessary.

#### ii. Role of the Audit Committee includes:

- Oversight of Company's financial reporting process and disclosure of its financial information to ensure that the financial statements are correct, sufficient and credible.
- Recommending to the Board, the appointment, re-appointment and if required, the replacement or removal of auditors and fixation of audit fee and approval of payment to statutory auditors for any other services rendered by them.
- Reviewing, with the management, the annual financial statements before submission to the Board for approval, with particular reference to:
  - matters required to be included in the Director's Responsibility Statement to be included in the Board's report in terms of clause (c) of sub-section 3 of Section 134 of the Companies Act, 2013.
  - changes, if any, in accounting policies and practices and reasons for the same.
  - major accounting entries involving estimates based on the exercise of judgment by management
  - significant adjustments made in the financial statements arising out of audit findings
  - compliance with listing and other legal requirements relating to financial statements
  - disclosure of any related party transactions
  - review of draft Auditors Report, in particular qualifications / remarks / observations made by the Auditors on the financial statements-
- Review of internal audit reports relating to internal control weaknesses.
- Reviewing, with the management, the quarterly financial statements before submission to the Board for approval

- Review, with the management, the statement of uses / application of funds raised through an issue (public issue, rights issue, preferential issue, etc.), the statement of funds utilized for purposes other than those stated in the offer document / prospectus / notice and the report submitted by the monitoring agency monitoring the utilisation of proceeds of a public or rights issue, and making appropriate recommendations to the board to take up steps in this matter;
- Approval or any subsequent modification of transactions of the listed entity with related parties
- Review of the financial statements of subsidiary Companies
- Scrutiny of inter-corporate loans and investments
- Valuation of undertakings or assets of the listed entity, wherever it is necessary
- Evaluation of internal financial controls and risk management systems
- To look into the reasons for substantial defaults in the payment to the shareholders (in case of non-payment of declared dividends) and creditors
- Reviewing, with the management, auditor's independence, performance of statutory and internal auditors, adequacy of the internal control systems
- Reviewing the adequacy of internal audit function, if any, including the structure of the internal audit department, staffing and seniority of the official heading the department, reporting structure coverage and frequency of internal audit.
- Reviewing the risk management policies, practices and the findings of any internal investigations by the internal auditors into matters where there is suspected fraud or irregularity or a failure of internal control systems of a material nature and reporting the matter to the Board
- Discussion with internal auditors of any significant findings and follow up there on;
- Discussion with statutory auditors before the audit commences, about the nature and scope of audit as well as post-audit discussion to ascertain any area of concern;
- To look into the reasons for substantial defaults in the payment to the depositors, debenture holders, shareholders (in case of non-payment of declared dividends) and creditors;
- To review the functioning of the whistle blower mechanism;
- Approval of appointment of chief financial officer after assessing the qualifications, experience and background, etc. of the candidate;
- Carrying out any other function as is mentioned in the terms of reference of the audit committee
- Reviewing the utilization of loans and/ or advances from/investment by the holding company in the subsidiary exceeding rupees 100 crore or 10% of the asset size of the subsidiary, whichever is lower including existing loans / advances / investments existing.
- Consider and comment on rationale, cost-benefits and impact of schemes involving merger, demerger, amalgamation etc., on the listed entity and its shareholders
- Authority to investigate into any matter in relation to the items specified in sub-section (4) of Section 177 of the Companies Act, 2013 or referred to it by the Board and for this purpose shall have power to obtain professional advice from external sources and have full access to information contained in the records of the Company

- Appointment of registered valuers
- Reviewing the reports/ certificates placed before it as mandated by the statutory authorities or as required under policies framed by the Company from time to time.
- Ascertaining and ensuring that the Company has an adequate and functional vigil mechanism and for ensuring that the interest of a person, who uses such a mechanism, are not prejudicially affected on account of such use, as and when applicable and reviewing the functioning of whistle blower mechanism;
- Any other matters/ authorities / responsibilities / powers assigned as per Companies Act 2013 and Rules made thereunder, as amended from time to time
- The Committee mandatorily reviews information including internal audit reports related to internal control weakness, management discussion and analysis of financial condition and result of operations, statement of significant related party transactions, appointment and removal of the auditors and such other matters as prescribed from time to time.

## (b) Details on composition of the Audit Committee and the attendance by each Member of the Audit Committee

Name of the Director	Category	No. of meetings held during the year	No of meetings attended
Mr. Suryanarayana Simhadri	Chairman	4	4
Mr. G V Krishna Rau	Member	4	4
Mrs. Sridevi Dasari (Resigned as a Director w.e.f. 02.09.2023)	Member	4	2 (entitled to attend 2 Meetings)
Mrs. Neha Soni (appointed as a Director w.e.f 02.09.2023)	Member	4	2 (entitled to attend Meetings)

All the members of the Audit Committee are financially literate and have expertise in accounting/ financial management. During the year the Committee has been reconstituted on 02.09.2022.

All the recommendations of the Audit Committee have been accepted by the Board of Directors.

Mr. Hari Singh Chauhan, Chief Executive Officer of the Company, Mr. Vijay Kumar Deekonda, Chief Financial Officer of the company (till 30.06.2023), N. Vanitha Secretarial Auditor of the Company and representatives from M/s. NSVR and Associates LLP, Internal Auditors and M/s. Ramasamy Koteswara Rao and Co LLP, Statutory Auditors are invitees to the meetings of the Audit Committee. The Company Secretary of the Company acts as the Secretary of the said Committee.

## (c) Meetings during the year

During the year the Audit Committee met four times on 30.05.2022, 08.08.2022, 27.10.2022 and 07.02.2023.

## 4. Nomination and Remuneration Committee

The Nomination and Remuneration Committee has been formed in compliance of Regulation 19 of SEBI (Listing Obligations and Disclosure Requirements) Regulations, 2015 and pursuant to Section 178 of the Companies Act, 2013. The Nomination and Remuneration committee consists of 2 Independent Directors and 1 Non Executive Non Independent Director.

## (a) Brief description of terms of reference

The terms of reference of the Nomination and Remuneration Committee are as under:

- Formulation of the criteria for determining qualifications, positive attributes and independence of a director and recommend to the Board a policy, relating to the remuneration of the directors, key managerial personnel and other employees.
- Formulation of criteria for evaluation of Independent Directors and the Board.
- Devising a policy on Board diversity.
- Identifying persons who are qualified to become directors and who may be appointed in senior management in accordance with the criteria laid down, and recommend to the Board their appointment, remuneration and removal.
- Whether to extend or continue the term of appointment of the independent director, on the basis of the report of performance evaluation of independent directors.
- Recommendation of fee / compensation if any, to be paid to Non-Executive Directors, including Independent Directors of the Board.
- Recommend to the board, all remuneration, in whatever form, payable to Senior Management Personnel.

The Company has adopted a policy relating to the remuneration for Directors, Key Managerial Personnel and other employees of the Company which is disclosed on the website of the Company at <https://tierraagrotech.com/wp-content/uploads/2022/04/Nomination-and-Remuneration.pdf>

## (b) Details on composition of the Nomination and Remuneration Committee and the attendance by each Member of the Committee

Name of the Director	Category	No. of meetings held during the year	No of meetings attended
Mrs. Sridevi Dasari (Resigned as a Director w.e.f. 02.09.2022)	Chairman	1	1
Mr. Suryanarayana Simhadri	Chairman	1	1
Mrs. Neha Soni	Member	1	0 (entitled to attend "0" Meetings)
Mr. Munnangi Jayaram Prasad	Member	1	0 (entitled to attend "0" Meetings)
Mr. B. Mohan Krishna ( resigned as a Director w.e.f. 16.03.2023)	Member	1	1

### During the FY 2022-23 the Committee was reconstituted on

i. 02.09.2022

Upon Resignation of Mrs. Sridevi Dasari as a Director of the Company, Ms. Neha Soni was appointed as a Member of the Committee and Mr. Suryanarayana Simhadri who was earlier the Member of the Committee was appointed as Chairman of the Committee w.e.f 02.09.2022



ii. 16.03.2023

Upon Resignation of Mr. Bandi Mohan Krishna as a Director of the Company, Mr. Munnangi Jayaram Prasad was appointed as Member of the Committee w.e.f. 16.03.2023

## (c) Meetings during the year

During the year the Committee met once on 08th August, 2022.

The main object of this Committee is to identify persons who are qualified to become directors and who may be appointed in senior management of the Company, recommend to the Board their appointment and removal and shall carry out evaluation of every Director's performance, recommend the remuneration package of both the Executive and the Non-Executive Directors on the Board and also the remuneration of Senior Management, one level below the Board. The Committee reviews the remuneration package payable to Executive Director(s) and recommends to the Board the same and acts in terms of reference of the Board from time to time.

## (d) Performance evaluation criteria for Independent Directors

Independent Directors are evaluated based on below mentioned criteria:

- I. their general understanding of the Company's business dynamics
- II. global business and social perspective
- III. professional ethics, integrity and values
- IV. willingness to devote sufficient time and energy in carrying out their duties and responsibilities effectively

The Nomination and Remuneration Committee laid down criteria for performance evaluation of all the Directors on the Board and recommended the same for evaluating the performance of each and every Director.

Board evaluates the performance of Independent Directors annually based on their participation at the Board and Committee meetings conducted during the year and the Nomination and Remuneration Committee recommends the appointment/ re-appointment of the Independent Directors by assessing the role played by them in all the meetings they attended.

## 5. Stakeholders Relationship Committee

The Stakeholders Relationship Committee has been formed in compliance of Regulation 20 of SEBI (Listing Obligations and Disclosure Requirements) Regulations, 2015 and pursuant to Section 178 of the Companies Act, 2013.

The Committee comprises of 1 Independent Director, 1 Non-Executive Director and 1 Executive Director of the Company. Constitution of Stakeholders Relationship Committee is as below:

Name of the Director	Category	No. of meetings held during the year	No of meetings attended
Mr. Jayaram Prasad Munnangi	Chairman (w.e.f 16.03.2023)	4	0 (entitled to attend "0" meetings)
Mr. B. Mohan Krishna ( resigned as a Director of the Company w.e.f. 16.03.2023)	Chairman	4	4
Mr. Suryanarayana Simhadri	Member	4	4
Mr. Vijay Kumar Deekonda	Member	4	4

During the Financial Year 2022-23 the Committee has been reconstituted on 16.03.2023 due to resignation of Mr. Bandi Mohan Krishna as a Non-Executive Director of the Company. Upon his resignation Mr. Jayaram Prasad Munnagi has been appointed as Chairman of the Committee.

The Committee held Four meetings during the financial year 2022-23. The meetings were held on May 30,2022, August 08, 2022, October 27, 2022 and February 07,2023.

Stakeholders Relationship Committee specifically look into various aspects of interest of shareholders, debenture holders (if any) and other security holders.

Mrs. Y. Hari Priya, was appointed as the Company Secretary & Compliance Officer of the Company w.e.f August 08, 2022. Later on her resignation Mrs. Kalidindi Anagha Devi was appointed as the Company Secretary & Compliance Officer of the company w.e.f October 27, 2022.

The Board has authorised Compliance Officer, to approve share transfers/transmission and comply with other formalities in relation thereto.

All investor complaints, which cannot be settled at the level of the Compliance Officer, will be placed before the Committee for final settlement.

Details of queries/complaints received during the Financial year 2022-23.

A	Name of non-executive director heading the committee	Mr. Jayaram Prasad Munnangi (w.e.f.16.03.2023)
B	Name and designation of compliance officer	Mrs. Kalidindi Anagha Devi (Company Secretary & Compliance Officer)
C	Number of shareholders' complaints received during the Financial year ended March 31, 2023	Nil
D	Number of complaints not solved to the satisfaction of shareholders as on March 31, 2023	Nil
E	Number of pending complaints as on March 31, 2023	Nil

## Terms of reference

The terms of reference of the Stakeholders Relationship Committee are as under:

- i) Resolving the grievances of the security holders of the listed entity including complaints related to transfer/transmission of shares, non-receipt of annual report, non-receipt of declared dividends, issue of new/duplicate certificates, general meetings etc.
- ii) Review of measures taken for effective exercise of voting rights by shareholders.
- iii) Review of adherence to the service standards adopted by the listed entity in respect of various services being rendered by the Registrar & Share Transfer Agent.
- iv) Review of the various measures and initiatives taken by the listed entity for reducing the quantum of unclaimed dividends and ensuring timely receipt of dividend warrants/annual reports/statutory notices by the shareholders of the company.
- v) Performing various functions relating to the interests of shareholders/investors of the Company as may be required under the provisions of the Companies Act, 2013, Listing Agreement with the Stock Exchanges and regulations/guidelines issued by the SEBI or any other regulatory authority. In order to expedite the process and for effective resolution of grievances/complaints, the Committee has delegated powers to the Registrar and Share Transfer Agents i.e., M/s. Venture Capital and Corporate Investments Pvt. Ltd., to redress all complaints/grievances/enquiries of the shareholders/investors. It redresses the grievances/

complaints of shareholders/investors under the supervision of Company Secretary & Compliance Officer of the Company.

The Committee, along with the Registrars and Share Transfer Agents of the Company follows the policy of attending to the complaints, if any, within seven days from the date of its receipt.

As mandated by SEBI, the Quarterly Reconciliation of Share Capital Audit, highlighting the reconciliation of total admitted capital with National Securities Depository Limited (NSDL) and Central Depository Services (India) Limited (CDSL) vis-à-vis the total issued and listed capital is being carried out by a Practicing Company Secretary. This Audit confirms that the total issued and paid up capital is in agreement with the total number of shares held in physical and dematerialized form with NSDL and CDSL.

As on 31st March, 2023, 2,51,55,165 Equity Shares of Rs. 10/- each representing 100% of the total no. of shares are in dematerialized form.

## 6. Risk Management Committee

The Company has in place a Risk Management Committee constituted in accordance with the Regulation 21 of SEBI (Listing Obligations and Disclosure Requirements) Regulations, 2015 comprising of members in compliance of the said regulations. The Committee performs its duties and discharges its responsibilities as per its terms of reference and directions if any, given by the Board from time to time.

### a) Terms of reference

The terms of reference of the Risk Management Committee are as under:

#### Objective of the Risk Management Policy

- To embed the management of risk as an integral part of our business processes;
- To establish an effective system of risk identification, analysis, evaluation and treatment within all areas and all levels of the Company;
- To avoid exposure to significant financial loss;
- To contribute to the achievement of the Company's objectives; and
- To assess the benefits and costs of implementation of available options and controls to manage risk.
- The primary function of the Risk Management Committee is to assist the Board to manage the risk appetite of the Company in order to promote a balanced business model and growth. The Committee oversees the identification of major areas of risk being faced by the Company, the development of strategies to manage those risks and reviews the risk management policies and their implementation.

#### Functions, Roles and Responsibilities of the Committee

- To approve structures, analyze risks and benefits, seek independent opinion with regard to structure or views.
- Assisting the Board in fulfilling its oversight responsibilities with regard to Enterprise Risk Management.
- Reviewing and approving risk related disclosures.
- Responsible for day to day oversight of risk management including identification, impact assessment, monitoring, mitigation and reporting.

- Formulation and implementation of risk management policies and procedures.
  - Providing updates to the Board on enterprise risks and action taken.
  - Ensure compliance with policies and procedures laid down by the Company for specific business units.
  - Maintenance and development of a supportive culture, in relation to the management of risk appropriately embedded through procedures, training and leadership actions so that all employees are alert to the wider impact on the whole organisation of their actions and decisions.
  - Advising Board on all high level risk matters.
  - To review the effectiveness of the internal control system and risk management framework in relation to the achievement of business objectives.
  - Reporting risk events and incidents in a timely manner.
- b) The Committee comprises of 1 Independent Director, 1 Non-Executive Director and 1 Member from the Senior Management of the Company. Constitution of Risk Management Committee is as below:

<b>Name of the Director</b>	<b>Category</b>	<b>No. of meetings held during the year</b>	<b>No of meetings attended</b>
Mr. Paturi Srinivasa Rao	Chairman	2	2
Ms. Neha Soni	Member (w.e.f 02.09.2022)	2	1 (entitled to attend "1" Meeting)
Mr. Parthasarathi Bhattacharya	Member	2	2
Mrs. Sridevi Dasari	Member (till 02.09.2022)	2	1 (entitled to attend "1" Meeting)

The Risk Management Committee met Two times during the financial year 2022-23, on August 08, 2022, and February 02, 2023.

Subsequent to the closure of Financial Year, the Risk Management Committee was reconstituted on 19th July, 2023 and Mr. Hari Singh Chauhan, Chief Executive Officer of the Company was appointed as Member of the Risk Management Committee upon resignation of Mr. Parthasarathi Bhattacharya.

The Company recognises that enterprise risk management is an integral part of good management practice. The purpose of this policy is to articulate our approach and expectations in relation to the management of risk across the organization. Risk Management is an essential element in achieving business goals and deriving benefits from market opportunities. All employees are responsible for managing risk in so far as is reasonably practicable within their area of activity.

**7. Particulars of the Senior management including the changes therein since the close of the previous financial year.**

Sl	Employee Name	Department	Designation	Date of Joining
1	Hari Singh Chauhan	Corporate Services	CEO	January 25,2022
2	Y. Hari Priya	Secretarial	Company Secretary & Compliance Officer	August 08, 2022
3	Kalidindi Anagha Devi	Secretarial	Company Secretary & Compliance Officer	October 27, 2022
4	Channamakkala Hire Mathada Vijayakumar	R & D	Country Lead	January 08, 2018
5	Rakesh Kumar Arora	R & D	Country Lead	July 02,2018
6	Dahyabhai Jivrajbhai Bhand	Sales & Marketing – Field Crop	Country Lead	April 02, 2022
7	V Panduranga Reddy	Supply Chain Management	Country Lead	August 11, 2022
8	Jai Prakash Mishra	Sales & Marketing – Vegetable Crops	Vice President	January 20, 2020
<b>Resigned during the Year</b>				
9	Y. Hari Priya	Secretarial	Company Secretary & Compliance Officer	Resigned on October 27, 2022

**8. Remuneration of Directors**

**All pecuniary relationship or transactions of the Non-Executive Directors**

Non-Executive Directors including Independent Directors are entitled to payment of sitting fee for the Board and Committee meetings attended by them. Except for the sitting fee for attending the Board and committee meetings the non-executive directors are not entitled to any amount.

**(a) Criteria of making payments to Non-Executive Directors**

Keeping in view the size, scale and complexity of the Company's operations and the level of involvement of the Non-Executive Directors in the supervision and control of the Company and their guidance for the growth of the Company as members of the Board and also as Chairman or Members of the relevant Committees of the Board, the Board and Shareholders decided that such remuneration/commission should be commensurate with their roles which have undergone significant qualitative changes.

**(b) Disclosures with respect to remuneration: in addition to disclosures required under the Companies Act, 2013:**

- (i) All elements of remuneration package of individual directors summarized under major groups, such as salary, benefits, bonuses, stock options, pension etc for the FY 2022-23:

Name of the Non-Executive Director	Sitting Fees Paid for FY 2022-23 in Rs.
Mr. G V Krishna Rau	70,000
Mr. Suryanarayana Simhadri	1,00,000
Mr. Bandi Mohan Krishna	80,000
Mr. Paturi Srinivasa Rao	60,000
Mrs. Sridevi Dasari	40,000
Ms. Neha Soni	50,000
Mr. Munnangi Jayaram Prasad	30,000

Details of salary, commission and other benefits to Executive Directors

Name of the Executive Director	Salary Paid during the year	Perquisites and allowances	Commission as % of profit
Mr. Vijay Kumar Deekonda	Rs. 13,80,000	NA	NA

- (ii) Details of fixed component and performance linked incentives, along with the performance criteria: No Director is paid any fixed component nor performance linked incentives.
- (iii) Service contracts, notice period, severance fees: A separate contract of employment was entered with each of the Executive Directors with terms and conditions of appointment as per the HR Policy of the Company and approved by the Board.
- (iv) Stock option details, if any including issue at a discount as well as the period over which accrued and over which exercisable: The Company has not issued any stock options.

## 9. General Body Meetings

Annual General Meetings (AGM) for the year ended 31st March, 2020 was held at Registered Office of the Company at Hyderabad, Telangana and the AGM for the financial years ended 31st March, 2021 and 31st March, 2022 were held through Video Conferencing (VC)/Other Audio-Visual Means (OAVM) as detailed below:

Annual General Meeting	Venue	Time & Date	Number of Special Resolutions passed	Details of Special Resolutions
2021-22	Video Conferencing/ Other Audio Visual Means	Friday, September 30, 2022 at 1.35 P.M	4	1. Appointment of Ms. Neha Soni (DIN:09724152), as an Independent Director of the Company 2. Appointment of Mr. Vijay Kumar Deekonda (DIN: 06991267) as Whole-time Director of the Company. 3. Increase of Borrowing Limits 4. Creation of Charge on Assets of the Company
2020-2021	Video Conferencing/ Other Audio Visual Means	Saturday, November 20, 2021 at 09.10 AM	0	NA
2019-2020	H. No. 1-62-192, 3rd Floor, Dwaraka Avenue, Kavuri Hills, Madhapur, Hyderabad, Telangana- 500033	Monday, December 21, 2020 at 11.00 AM	0	NA

Mrs. N. Vanitha, Practising Company Secretary, conducted the e-voting process (i.e., remote e-voting and voting during the AGM) in connection with the aforementioned AGMs.

No Extraordinary General Meetings and no special resolutions has been passed through postal ballot during the financial year 2022-23.

## 10. Means of communication:

### (a) Quarterly results:

The quarterly, half-yearly and annual results of the Company were normally published by the Company in the newspapers within 48 hours from the conclusion of the Board meeting.

Annual reports with audited financial statements are sent to the shareholders through permitted mode.

### (b) Newspapers wherein results normally published:

The results are normally published by the Company in the newspapers in English version, circulating in the whole of India and in regional newspaper in the vernacular language in all editions.

**(c) Any website, where displayed:**

The results are also displayed on the Company's website: [www.tierraagrotech.com](http://www.tierraagrotech.com)

**(d) Whether it also displays official news releases:**

Official press releases/ news are sent to the Stock Exchange i.e. BSE Limited, where shares of the Company were listed and the same are hosted on the website of the Company

**(e) Presentations made to institutional investors or to the analysts: Nil**

**11. General Shareholder Information**

The 10th Annual General Meeting of the company will be held on Saturday, 30th day of September, 2023 at 01.10 PM through Video Conferencing ("VC")/ Other Audio visual Means ("OAVM") details, please refer to the Notice of this AGM.

- Financial Calendar : 1st of April, 2023 to 31st of March, 2024.
- Results for the quarter ending
  - 30th June 2023 : 26th July, 2023
  - 30th September 2023 : Fourth week of October, 2023
  - 31st December 2023 : Fourth week of January, 2023
  - 31st March 2024 : Second /Third week of May, 2024
- Date of Book closure : NA
- Dividend Payment Date : NA
- Listing on Stock Exchanges : BSE Ltd.  
Phiroze Jeejeebhoy Towers, Dalal Street.  
Mumbai -400001

**Stock Code**

**Name of the Stock Exchange**

BSE Limited

ISIN No. for both NSDL and CDSL

**Stock Code**

TIERRA

INE05CY01014

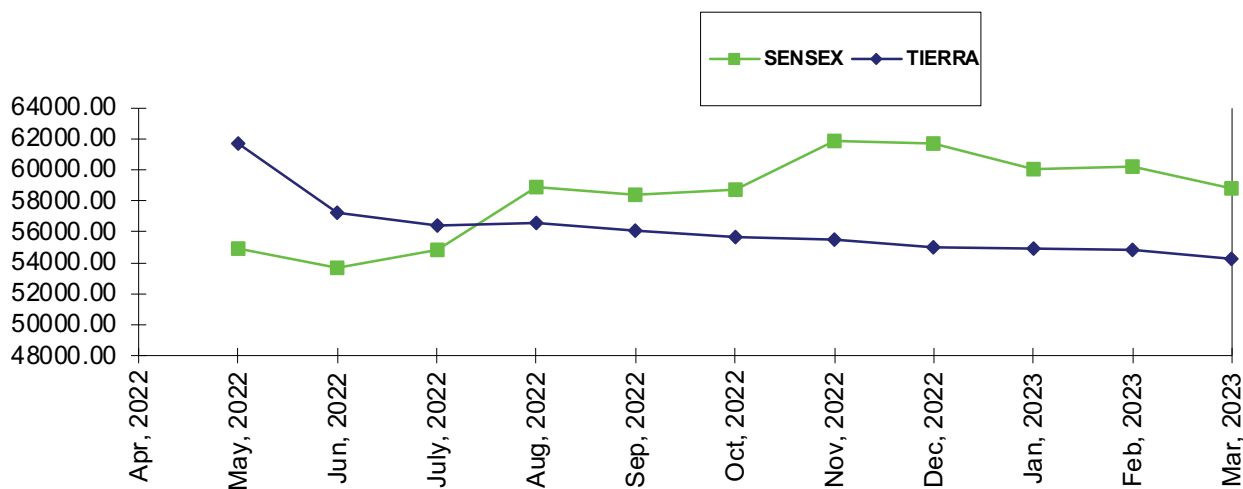
The Listing fees for the year 2023-24 has been paid to BSE.



## • Market Price Data 2022-23

DATE	BSE		Qty Traded
	High	Low	
April, 2022	Not Applicable	Not Applicable	Not Applicable
May, 2022	275.95	237.30	4,040
June, 2022	226.10	119.00	23,485
July, 2022	190.40	125.15	23,175
August, 2022	196.70	125.60	15,810
September, 2022	181.00	122.30	16,970
October, 2022	155.35	131.00	10,327
November, 2022	160.00	120.80	23,113
December, 2022	142.90	121.00	28,006
January, 2023	143.00	116.00	15,858
February, 2023	143.95	112.00	28,485
March, 2023	134.00	101.40	32,975

## SHARE PERFORMANCE BSE



## • Distribution Schedule as on 31st March, 2023

Shares	Holders		Shares	
	Number	% To Total	No Of Shares	% To Total
Upto - 500	453	73.42	23671	0.09
501 - 1000	37	6	32544	0.13
1001 - 2000	16	2.59	27473	0.11
2001 - 3000	8	1.3	20958	0.08
3001 - 4000	3	0.49	11398	0.05
4001 - 5000	5	0.81	25000	0.1
5001 - 10000	23	3.73	215089	0.86
10001 and above	72	11.67	24799032	98.58
<b>Total</b>	<b>617</b>	<b>100</b>	<b>25155165</b>	<b>100</b>

## • Categories of Shareholders as on 31st March, 2022:

S. No	Category of Shareholders	No. of Shares	Percentage
1	Promoter & Promoter Group	68,50,214	27.23
2	Resident Individuals	81,37,706	32.35
3	Other Bodies Corporate	37,36,519	14.85
4	NRI / Trusts	64,30,726	25.56
	<b>Total</b>	<b>2,51,55,165</b>	<b>100.00</b>

## • Dematerialization of shares and liquidity

The shares of the Company are under compulsory demat trading. The Company has made necessary arrangements with NSDL and CDSL for demat facility, 100% of the Company's Shares are dematerialised as on 31st March, 2023.

- Securities suspended from trading: Not applicable
- Outstanding GDRs/ ADRs/ Warrants or any Convertible instruments, conversion date and likely impact on equity

The Company has not issued any GDRs/ADRs/warrants or any other convertible instruments.

- List of all credit ratings obtained by the entity along with any revisions thereto during the relevant financial year, for all debt instruments of such entity or any fixed deposit programme or any scheme or proposal of the listed entity involving mobilization of funds, whether in India or abroad - NA

Plant Locations / offices: The company operates from various work sites spread across the country and the operations are centralised at the Registered / Head office at 01st Floor, Sravana Complex, Kamalapur Colony, Lane Next to LV Prasad Hospital, Road No -2, Banjara Hills, Hyderabad - 500034.

- Address for Correspondence & any query on Annual Reprt : The Company Secretary  
Tierra Agrotech Limited  
01st Floor, Sravana Complex, Kamalapur Colony,  
Lane Next to LV Prasad Hospital, Road No -2,  
Banjara Hills, Hyderabad – 500034 – TG  
Ph: 040 – 48506656  
Email: cs@tierraagrotech.com  
Website: www.tierraagrotech.com

- Registrar and Transfer Agents : Venture Capital and Corporate Investments Pvt Ltd  
"Aurum", Door No.4-50/P-II/57/4F & 5F,  
Plot No.57, 4th & 5th Floors,  
Jayabheri Enclave Phase – II,  
Gachibowli  
Hyderabad – 500 032, Telangana, India  
E-mail: info@vccipl.com
  
- Contact Person : Mr. E S K Prasad, Chief Executive  
Ph: 040 23818475 / 76  
Telefax: 040 23868024
  
- Share Transfer System: The Share transfers are effected within 15 days from the date of lodgment for transfer, Transmission sub-division, Consolidation, renewal etc., if the documents are in order in all respects, in line with Schedule VII to the Listing Regulations and such modified share Certificates are delivered to the shareholders immediately.
  
- Compliance Certificate: Certificate from Mrs. N. Vanitha, Practicing Company Secretary, confirming compliance with the conditions of Corporate Governance as stipulated under SEBI (Listing Obligations and Disclosure requirements) Regulations, 2015 is attached to the Directors' Report and forms part of this 10th Annual Report.
  
- Secretarial Audit
  - a) Mrs. N. Vanitha, Practicing Company Secretary have conducted a Secretarial Audit of the Company for the year 2022-23. Their Audit Report confirms that the Company has complied with the applicable provisions of the Companies Act and the Rules made there under, SEBI Listing Regulations and other laws applicable to the Company. The Secretarial Audit Report forms part of the Directors' Report.
  - b) Pursuant to Regulation 40(9) of the SEBI Listing Regulations, certificates have been issued on a yearly basis, by Mrs. N. Vanitha, Practicing Company Secretary, certifying due compliance of share transfer formalities by the Company.
  - c) Mrs. N. Vanitha, Practicing Company Secretary carry out a quarterly Reconciliation of Share Capital Audit, to reconcile the total admitted capital with National Securities Depository Ltd. (NSDL) and Central Depository Services (India) Ltd. (CDSL) and the total issued and listed capital. The audit confirms that the total issued/ paid-up capital is in agreement with the aggregate of the total number of shares in physical form and the total number of shares in dematerialized form (held with NSDL and CDSL).

## 12. Other Disclosures

- a. The particulars of transactions between the Company and its related parties are set out at Notes to financial statements. However, these transactions are not likely to have any conflict with the Company's interest.

The Policy on Related Party Transactions as approved by the Board is uploaded on the website of the Company [www.tierraagrotech.com](http://www.tierraagrotech.com).

- b. details of non-compliance by the Company, penalties, strictures imposed on the listed entity by stock exchange(s) or the board or any statutory authority, on any matter related to capital markets, during the last three years.

## 1. For the Financial Year 2022-23

Regulation 33(3) of SEBI ( Listing obligations and Disclosure Requirement), 2015–submission of Financial Results for the Period ended, 31st March,2022 without Cash Flow Statement.

Sr. No.	Compliance Requirement (Regulations/circulars/guide-lines including specific clause)	Regulation/Circular No.	Deviations	Action Taken by	Type of Action	Details of Violation	Fine Amount	Observations/Remarks of Practicing Company Secretary	Management Response	Remarks
1	BSE Limited as per Regulation 33(3) of SEBI ( Listing obligations and Disclosure Requirement),2015 and SEBI Standard Operating Procedures Circular	Regulation 33(3) of SEBI ( Listing obligations and Disclosure Requirement),2015	Regulation 33(3) of SEBI ( Listing obligations and Disclosure Requirement),2015 –submission of Financial Results for the Period ended, 31st March,2022 without Cash Flow Statement.	The Stock exchange i.e. BSE Limited	BSE Limited levied a fine of Rs.53,100 including GST @18%)	The Financial Results of the Company for the Financial Year ended 31st-March,2022 have been filed to BSE on 30.05.2022 . Inadvertently the company missed filing of the Standalone & Consolidated Cash Flow Statements. Subsequently the Complete set of Financial Results along with the Cash flow Statements were filed on 08th June,2022	The Company paid a total fine of Rs. 53,100(including 18% GST). Due intimation of Payment was made thereupon to the BSE Ltd.	The Financial Results of the Company for the Financial year ended 31st March,2022 has been filed to BSE on 30.05.2022 without Standalone & Consolidated Cash Flow Statements. We have been informed by the Company that the said Non Compliance was occurred inadvertently. Subsequently, the Company filed the Complete set of Financial Statements on 08th June,2022 and paid the prescribed fine levied by the BSE Limited	The said Non Compliance was committed inadvertently. Subsequently, the Company filed the Complete set of Financial Results on 08th June,2022 and paid the prescribed fine levied by the BSE Limited	The Company has complied the regulation with payment of fine.

## 2. For the Financial Year 2021-22

Sr. No.	Compliance Requirement (Regulations/circulars/guidelines including specific clause)	Regulation/Circular No.	Deviations	Action Taken by	Type of Action	Details of Violation	Fine Amount	Observations/Remarks of Practicing Company Secretary	Management Response	Remarks
1	Regulation 33(3) of SEBI(Listing Obligations and Disclosure Requirements) 2015	Regulation 33(3) of SEBI(Listing Obligations and Disclosure Requirements) 2015	Delay in Compliance to submission of Financial Results for the Period ended 31st March,2021	BSE Limited as per SEBI Standard Operating Procedures	BSE Limited levied a penalty of Rs. 1,18,000	Delay in Compliance to submission of Financial Results for the Period ended 31st March 2021	Rs.1,18,000	The Company Complied the same with a delay of 20 Days	The Company filed the Financial Results of the Company for the Financial Year ended 31st March,2021 with a delay of 20 Days due to delay in finalisation of Accounts. Subsequently the Company paid a fine of Rs.1,18,000	The Company has complied the regulation with payment of fine.

## 3. For the Financial Year 2020-21 - NIL

- c. The Whistle Blower (Vigil) mechanism provides a channel to the employees to report to the management concerns about unethical behaviour, actual or suspected fraud or violation of the Codes of Conduct or policy and also provides for adequate safeguards against victimization of employees and Directors by giving them direct access to the Chairman of the Audit Committee in exceptional cases. No person has been denied access to the Chairman of the Audit Committee.

The Policy covers malpractices and events which have taken place / suspected to have taken place, misuse or abuse of authority, fraud or suspected fraud, violation of Company rules, manipulations, negligence causing danger to public health and safety, misappropriation of monies, and other matters or activity on account of which the interest of the Company is affected and formally reported by whistle blowers concerning its employees. The Whistle Blower Policy of the Company is also posted on the website of the Company [www.tierragrotech.com](http://www.tierragrotech.com)

- d. The Company has complied with the mandatory requirements of SEBI (Listing Obligations and Disclosure Requirements) Regulations, 2015. The status of compliance with the discretionary requirements under Regulation 27(1) of SEBI Listing Regulations are as under:

Discretionary Requirements:

Separate posts of chairperson and Managing Director or chief executive officer: The office of Whole-time Director and that of Chief Executive Officers of the Company are held by different persons

Reporting of internal auditor: The Internal Auditor of the Company reports directly to the Audit Committee

- e. The Company does not have any Material Non-Listed Indian Subsidiary as defined under Regulation 16 of SEBI Listing Regulations. It is, therefore, not required to have an Independent Director of the Company on the Board of such Subsidiary.

The Policy on Material Subsidiaries as per SEBI (Listing Obligations and Disclosure Requirements) Regulations, 2015 as approved by the Board is uploaded on the website of the Company [www.tierraagrotech.com](http://www.tierraagrotech.com)

- f. Disclosure of commodity price risks and commodity hedging activities- NA
- g. Details of utilization of funds raised through preferential allotment or qualified institutions placement as specified under Regulation 32 (7A)- Not Applicable
- h. A certificate from a company secretary in practice that none of the directors on the board of the company have been debarred or disqualified from being appointed or continuing as directors of companies by the Board/Ministry of Corporate Affairs or any such statutory authority has been enclosed as separately to this report.
- i. Where the board had not accepted any recommendation of any committee of the board which is mandatorily required, in the relevant financial year- There are no such instances during the year and the Board considered and accepted the recommendations of all the Committees.
- j. Total fees for all services paid by the listed entity and its subsidiaries, on a consolidated basis, to the statutory auditor and all entities in the network firm/network entity of which the statutory auditor is a part – Rs.8,00,000 excluding GST
- k. Disclosures in relation to the Sexual Harassment of Women at Workplace (Prevention, Prohibition and Redressal) Act, 2013:

The Company has adopted a Policy on Prevention, Prohibition and Redressal of Sexual Harassment at workplace as per the provisions of the Sexual Harassment of Women at Workplace (Prevention, Prohibition and Redressal) Act, 2013 and the Rules made thereunder. The policy aims to provide protection to Employees at the workplace and prevent and redress complaints of sexual harassment and for matters connected or incidental thereto, with the objective of providing a safe working environment, where Employees feel secure. The Company has also constituted an Internal Committee, known as Anti Sexual Harassment Committee to address the concerns and complaints of sexual harassment and to recommend appropriate action.

Number of complaints filed during the financial year	Nil
Number of complaints disposed of during the financial year	Nil
Number of complaints pending as on end of the financial year	Nil

- l. Disclosure by the listed entity and its subsidiaries of Loans and advances in the nature of loans to firms/ companies in which directors are interested by name and amount – Nil
- m. Details of material subsidiaries of the listed entity - NA

### 13. Non-compliance of any requirement of corporate governance report, with reasons thereof:

All the corporate governance requirements are complied with.

**14. The extent to which the discretionary requirements as specified in Part E of Schedule II have been adopted:**

• **Discretionary Requirements:**

The Company has adopted / complied with the discretionary requirements specified in Part E of Schedule II as detailed below:

i. The Board:

The Chairman of the Board is a Non-Executive Director and his position is separate from that of the Wholetime Director & CEO.

Shareholders' rights:

All the quarterly financial results are placed on the Company's Website: [www.tierraagrotech.com](http://www.tierraagrotech.com), apart from publishing the same in the Newspapers along with BSE

ii. Modified opinion(s) in audit report: There are no modified opinions in the Audit Reports.

iii. Separate Posts of Chairman and CEO:

The Company has separate posts of Chairman and CEO

iv. Reporting of internal auditor:

The Internal auditor reports to the Chairman of the Audit Committee directly.

**15. Disclosures of compliance with corporate governance requirements specified in Regulation 17 to 27 and clauses (b) to (i) of sub-regulation (2) of Regulation 46 are as follows:**

Regulation	Particulars of regulations	Compliance status (Yes/No)
17	Board of directors	Yes
18	Audit committee	Yes
19	Nomination and Remuneration committee	Yes
20	Stakeholders Relationship committee	Yes
21	Risk Management committee	Yes
22	Vigil mechanism	Yes
23	Related party transactions	Yes
24	Corporate Governance requirements with respect to Subsidiary of listed entity	Yes
25	Obligations with respect to Independent directors	Yes
26	Obligation with respect to Directors and Senior Management	Yes
27	Other Corporate Governance requirements	Yes
46(2) (b) to (i)	Website	Yes

• **Code of Conduct**

The Company has in place a comprehensive Code of Conduct (the Code), pursuant to Regulation 17(5) of Listing Regulations, applicable to all the senior management personnel and directors including independent directors to such extent as may be applicable to them depending on their roles and responsibilities. The Code covers duties of independent directors also gives guidance and support needed for ethical conduct of business and compliance of law.

Further a policy on obligation of directors and senior management personnel for disclosure of committee positions and commercial transitions pursuant to Regulation 26(2) (5) and (6) of Listing Regulation is in place.

All the Directors and senior management confirmed the compliance of code of conduct. The Company has posted the Code of Conduct for Directors and Senior Management on the website of the company at <https://www.tierraagrotech.com/wp-content/uploads/2022/04/Code-of-Conduct-of-Board-of-Directors-and-Senior-Management-Personnel.pdf>

#### • Meeting of Independent Directors

During the year under review, the Independent Directors met on 31.03.2023, inter alia, to discuss:

Evaluation of the performance of Non-Independent Directors and the Board of Directors as a whole;  
Evaluation of the performance of the Chairman of the Company, taking into account the views of the Executive and Non-Executive Directors.

Evaluation of the quality, content and timelines of flow of information between the Management and the Board that is necessary for the Board to effectively and reasonably perform its duties. All the Independent Directors were present at the Meeting.

#### • Policy for determining materiality of an event or information and for making disclosures to Stock Exchanges:

As required under Regulation 30 of the Listing Regulations, the Board of directors of the Company approved the Policy for determining materiality of an event or information and for making disclosures to Stock Exchanges effective from December 1, 2015 and has been hosted on the website of the Company [www.tierraagrotech.com](http://www.tierraagrotech.com)

#### • Preservation of Documents:

The Company adopted the policy on preservation of documents in accordance with the Regulation 9 of the Listing Regulations, which was placed on the Website of the Company [www.tierraagrotech.com](http://www.tierraagrotech.com)

#### • Corporate governance requirements with reference to Subsidiary Companies:

Your company does not have any material subsidiary as per the SEBI(LODR) Regulations, 2015. However, your company complied all statutory compliances with respect to subsidiary company i.e. Tierra Seed Science Private Limited.

#### • Prohibition of Insider trading:

In compliance with the provisions of Securities and Exchange Board of India (Prohibition of Insider Trading) Regulations, 2015 (as amended from time to time) and to preserve the confidentiality and prevent misuse of unpublished price sensitive information, the Company has adopted a Code of Conduct for regulating, monitoring and reporting of trading by insiders. This Code also provides for periodical disclosures from the designated Persons and their immediate Relatives as well as pre-clearance of transactions by such persons as per the thresholds mentioned in the code.

The code is applicable to Designated Persons and their Immediate relatives who are likely or may reasonably be expected to have access to the unpublished price sensitive information relating to the Company and the same is being implemented as a self-regulatory mechanism.

• Compliance under SEBI (Listing Obligations and Disclosure Requirements) Regulations, 2015 pertaining to mandatory requirements and Auditors Certificate on Corporate Governance: As required under SEBI Listing Regulations, the Auditor's Certificate on compliance of the Corporate Governance norms is attached.



- Particulars about Directors proposed for appointment as well as the Directors who retire by rotation and are eligible for re-appointment indicating their shareholding in the Company have been given in the annexure attached to the Notice of the Annual General Meeting.
- The Chief Financial Officer have certified to the Board in accordance with Regulation 33(2)(a) of SEBI Listing Regulations pertaining to CEO and CFO certification for the Financial Year ended 31st March, 2023 and the same is annexed herewith.

Disclosures with respect to demat suspense account/ unclaimed suspense account: Not Applicable.

**DECLARATION REGARDING COMPLIANCE BY BOARD MEMBERS AND SENIOR MANAGEMENT PERSONNEL WITH THE COMPANY'S CODE OF CONDUCT**

In terms of SEBI (LODR) Regulations, 2015, I hereby confirm that all the Board members and Senior Management Personnel of the Company have affirmed compliance with the respective Codes of Conduct, as applicable to them for the year ended 31st March, 2023.

**For Tierra Agrotech Limited**

SD/-  
**Hari Singh Chauhan**  
Chief Executive Officer

Place: Hyderabad  
Date: 11.04.2023

## CEO / CFO Certification

**We, Hari Singh Chauhan, Chief Executive Officer and Vijay Kumar Deekonda, Chief Financial Officer of the Company to the best of our knowledge and belief, certify that:**

- a. We have reviewed the financial statements including cash flow statement (standalone and consolidated) for the financial year ended March 31, 2023 and to the best of our knowledge and belief:
  - i. these statements do not contain any materially untrue statement or omit any material fact or contain statements that might be misleading;
  - ii. these statement together present a true and fair view of the Company's affairs and are in compliance with existing accounting standards, applicable laws and regulations.
- b. There are, to the best of our knowledge and belief, no transactions entered into by the Company during the year, which are fraudulent, illegal or violative of the Company's code of conduct.
- c. We accept responsibility for establishing and maintaining internal controls for financial reporting and that we have evaluated the effectiveness of internal control systems of the Company pertaining to financial reporting and have disclosed to the auditors and the Audit Committee, deficiencies in the design or operation of such internal controls, if any, of which we are aware and the steps we have taken or propose to take to address these deficiencies.
- d. We have indicated to the auditors and the Audit Committee:
  - i. significant changes in the internal control over financial reporting during the year;
  - ii. significant changes in the accounting policies during the year and that the same have been disclosed in the notes to the financial statements; and
  - iii. that there are no instances of significant fraud of which they have become aware of and involvement therein of the management or an employee having a significant role in the Company's internal control system over financial reporting.

For Tierra Agrotech Limited

SD/-  
**Hari Singh Chauhan**  
Chief Executive Officer

SD/-  
**Vijay Kumar Deekonda**  
Chief Financial Officer

Place: Hyderabad

Date: 11.04.2023

**CERTIFICATE ON CORPORATE GOVERNANCE**

To  
The Board Of Director  
**M/s. Tierra Agrotech Limited**  
1st Floor, Sravana Complex, Kamalapur Colony Lane,  
Next to L V Prasad Hospital, Road No. 2,  
Banjara Hills, Hyderabad - 500034, Telangana

I, have examined the compliance of the conditions of Corporate Governance by Tierra Agrotech Limited (hereinafter referred to as "the Company") for the year ended March 31, 2023, as stipulated in Chapter IV of SEBI (Listing Obligation and Disclosure Requirements) Regulations, 2015 (Listing Regulations).

The compliance of the conditions of Corporate Governance is the responsibility of the management. My examination was limited to a review of the procedures and implementation thereof, adopted by the Company for ensuring the compliance of the conditions of Corporate Governance. It is neither an audit nor an expression of opinion on the financial statements of the Company.

I conducted My examination of the Corporate Governance Report in accordance with the established systems and procedures selected by us depending on My judgement, including assessment of the risks associated in compliance of the Corporate Governance Report with the applicable criteria. The procedures include, but are not limited to, verification of secretarial records and other information of the Company, as I deem necessary to arrive at an opinion.

Based on the procedures performed by us as mentioned above and according to the information and explanations provided to us, I am of the opinion that the Company has complied with the conditions of Corporate Governance as stipulated in the Listing Regulations as applicable for the year ended March 31, 2023.

I further state that such compliance is neither an assurance as to the financial viability of the Company nor the efficiency or effectiveness with which the management has conducted the affairs of the Company.

SD/-  
**CS N. VANITHA**  
**Company Secretary in Practice**  
**ACS No. 26859**  
**CP No. 10573**  
**PEER REVIEW Cer. No. 1890/2022**  
**UDIN: A026859E000936449**

Place: Hyderabad  
Date: 04.09.2023

**CERTIFICATE OF NON-DISQUALIFICATION OF DIRECTORS**  
**[Pursuant to clause (10)(i) of Para C of Schedule V of LODR]**

To  
 The Board Of Director  
**M/s. Tierra Agrotech Limited**  
 1st Floor, Sravana Complex, Kamalapuri Colony Lane,  
 Next to L V Prasad Hospital, Road No. 2,  
 Banjara Hills, Hyderabad - 500034, Telangana

I have examined the relevant registers, records, forms, returns and disclosures received from the Directors of Tata Coffee Limited having CIN L01119TG2013PLC090004 and having registered office at 1st Floor, Sravana Complex, Kamalapuri Colony Lane, Next to L V Prasad Hospital, Road No. 2, Banjara Hills, Hyderabad - 500034, Telangana (hereinafter referred to as 'the Company'), produced before me by the Company for the purpose of issuing this Certificate, in accordance with Regulation 34(3) read with Schedule V Para-C Sub clause 10(i) of the Securities Exchange Board of India (Listing Obligations and Disclosure Requirements) Regulations, 2015.

In my opinion and to the best of my information and according to the verifications (including Directors Identification Number (DIN) status at the portal www.mca.gov.in) as considered necessary and explanations furnished to me by the Company & its officers, I hereby certify that none of the Directors on the Board of the Company as stated below for the Financial Year ending on March 31, 2023 have been debarred or disqualified from being appointed or continuing as Directors of companies by the Securities and Exchange Board of India, Ministry of Corporate Affairs or any such other Statutory Authority.

Sr. No.	Name of Director	Nature/ Category of Directorship	Director Identification Number (DIN)
1	Mr. G V Krishna Rau	Independent Director	06775731
2	Mr. Suryanarayana Simhadri	Independent Director	01951750
3	Mr. Paturi Srinivasa Rao	Non Executive Director	01220158
4	Mr. Munnagi Jayaram Prasad	Non Executive Director	03034183
5	Mr. Vijay Kumar Deekonda	Whole-time Director	06991267
6	Ms. Neha Soni	Independent Director	09724152

Ensuring the eligibility for the appointment / continuity of every Director on the Board is the responsibility of the management of the Company. My responsibility is to express an opinion on these based on my verification. This certificate is neither an assurance as to the future viability of the Company nor of the efficiency or effectiveness with which the management has conducted the affairs of the Company

SD/-  
**CS N. VANITHA**  
**Company Secretary in Practice**  
**ACS No. 26859**  
**CP No. 10573**  
**PEER REVIEW Cer. No. 1890/2022**  
**UDIN: A026859E000936306**

Place: Hyderabad  
 Date: 04.09.2023

**INDEPENDENT AUDITOR'S REPORT****To****The Members of****TIERRA AGROTECH LIMITED****Report on the Audit of the Standalone Financial Statements****Opinion:**

We have audited the accompanying Standalone financial statements of Tierra Agrotech Limited ("the Company"), which comprise the Balance Sheet as at March 31, 2023 and the Statement of Profit and Loss (including the statement of Other Comprehensive Income), the Statement of cash flows and the Statement of Changes in Equity for the year then ended, and notes to the financial statements, including a summary of significant accounting policies and other explanatory information (hereinafter referred to as "the standalone financial statements").

In our opinion and to the best of our information and according to the explanations given to us, the aforesaid financial statements give the information required by the Companies Act, 2013 ("the Act") in the manner so required and give a true and fair view in conformity with the Indian Accounting Standards prescribed under section 133 of the Act read with the Companies (Indian Accounting Standards) Rules, 2015, as amended, ("Ind AS") and other accounting principles generally accepted in India, of the state of affairs of the Company as at March 31, 2023, and its loss, total comprehensive income, changes in equity and its cash flows for the year ended on that date.

**Basis for Opinion**

We conducted our audit of the Standalone financial statements in accordance with the Standards on Auditing (SAs) specified under section 143(10) of the Act. Our responsibilities under those Standards are further described in the "Auditor's Responsibilities for the Audit of the Standalone Financial Statements" section of our report. We are independent of the Company in accordance with the Code of Ethics issued by the Institute of Chartered Accountants of India (ICAI) together with the ethical requirements that are relevant to our audit of the Standalone financial statements under the provisions of the Act and the Rules made thereunder, and we have fulfilled our other ethical responsibilities in accordance with these requirements and the ICAI's Code of Ethics. We believe that the audit evidence obtained by us is sufficient and appropriate to provide a basis for our audit opinion on the Standalone financial statements.

**Key Audit Matters`**

Key audit matters are those matters that, in our professional judgment, were of most significance in our audit of the standalone financial statements of the current period. These matters were addressed in the context of our audit of the standalone financial statements as a whole, and in forming our opinion thereon, and we do not provide a separate opinion on these matters. For each matter below, our description of how our audit addressed the matter is provided in that context.

We have determined the matters described below to be the key audit matters to be communicated in our report. We have fulfilled the responsibilities described in the Auditor's responsibilities for the audit of the standalone financial statements section of our report, including in relation to these matters.

Accordingly, our audit included the performance of procedures designed to respond to our assessment of the risks of material misstatement of the standalone financial statements. The results of our audit procedures, including the procedures performed to address the matters below, provide the basis for our audit opinion on the accompanying standalone financial statements.

Sl	Key Audit matter	How the matter was addressed in Audit
1	<p>Revenue: Management estimate of provision for sales return and Discount &amp; schemes:</p> <p>Estimate for sales returns and discounts and schemes were a critical audit matter in the audit of the Company's financial statements for the year ended 31 March 2023.</p> <p>Management estimates the amount of returns expected based on the goods returned in the past and current market demands.</p> <p>Management considers revenue as key measure for evaluation of performance.</p> <p>Refer Note 1.1, 1.5, 7, 25 and 27 to the Standalone Financial Statements.</p>	<p><b>Principal Audit procedures:</b> We have performed the following principal audit procedures in relation to revenue recognised:</p> <ul style="list-style-type: none"> <li>• Assessing the appropriateness of the Company's revenue recognition accounting policies in line with Ind AS 115 ("Revenue from Contracts with Customers").</li> <li>• Understanding and Testing of design and operating effectiveness of Internal controls in place relating to recognition and measurement of sales returns and discount amounts.</li> <li>• Testing of relevant information technology general controls, automated controls, and the related information used in recording and disclosing revenue.</li> <li>• Performed analytical procedures on current year revenue based on seasonal trends and where appropriate, conducting further enquiries and testing.</li> <li>• Reviewed reasonableness of estimates made by management in respect of sales return of previous year by comparing them with actual returns.</li> <li>• Substantive testing of Sales, sales returns and discounts with the underlying documents on a sample basis. Testing of supporting documentation for sales return transactions recorded during the period closer to the year end and subsequent to year end, including examination of credit notes issued after the year end to determine whether the returns were recognised in respective accounting period.</li> </ul>
2	<p>Existence and valuation of Inventory: Inventory forms a significant part of the company's assets, amounting to Rs.3,797.93 in lakhs as of 31 March 2023.</p> <p>Inventory is made up of high-quality hybrid seeds and is managed by using third party warehouses and outsourcing contracts.</p> <p>Inventories are measured at the lower of cost and net realizable value.</p> <p>We focused n this area because of the size and the assumptions used in the valuation and the complexity of supply chain, which are relevant when determining the amounts recorded, including the elimination of unrealized profits on inventory.</p> <p>Refer Note 1.10, 7, 30 of the standalone financial statements</p>	<p><b>Principal Audit Procedures</b></p> <p>We focused on the valuation and existence of the inventory and also the classification and disclosures in the Company's financial statements for the year ended 31 March,2023.</p> <ul style="list-style-type: none"> <li>• Assessing the compliance of company's accounting policies over inventory with applicable accounting standards;</li> <li>• Obtaining an understanding over the supply chain and testing selected controls over recognition and measurement of inventory;</li> <li>• Testing on a sample basis the accuracy of cost for inventory by verifying the actual production costs, and testing the net realizable value by comparing actual cost with relevant market data;</li> <li>• For sample warehouses, attending the physical stock-take procedures or reconciling third party confirmations with the accounting records of the company;</li> <li>• Assessing the analysis and assessment made by the management with respect to slow moving and obsolete stock.</li> </ul>

### Information Other than the standalone Financial Statements and Auditor's Report Thereon

- The Company's Board of Directors are responsible for the other information. The other information comprises the information included in the Management Discussion and Analysis, Financial and Operational Review, Director's Report, Business Responsibility Report, Corporate Governance Report, but does not include the standalone financial statements and our auditor's report thereon.
- Our opinion on the standalone financial statements does not cover the other information and we do not express any form of assurance conclusion thereon.
- In connection with our audit of the standalone financial statements, our responsibility is to read the other information and, in doing so, consider whether the other information is materially inconsistent with the standalone financial statements or our knowledge obtained during the course of our audit or otherwise appears to be materially misstated.
- If, based on the work we have performed, we conclude that there is a material misstatement of this other information, we are required to report that fact. We have nothing to report in this regard.

### Management's Responsibility for the Standalone Financial Statements

The Company's Board of Directors is responsible for the matters stated in section 134(5) of the Act with respect to the preparation of these standalone financial statements that give a true and fair view of the financial position, financial performance including other comprehensive income, cash flows and changes in equity of the Company in accordance with the Ind AS and other accounting principles generally accepted in India. This responsibility also includes maintenance of adequate accounting records in accordance with the provisions of the Act for safeguarding the assets of the Company and for preventing and detecting frauds and other irregularities; selection and application of appropriate accounting policies; making judgments and estimates that are reasonable and prudent; and design, implementation and maintenance of adequate internal financial controls, that were operating effectively for ensuring the accuracy and completeness of the accounting records, relevant to the preparation and presentation of the standalone financial statement that give a true and fair view and are free from material misstatement, whether due to fraud or error.

In preparing the standalone financial statements, management is responsible for assessing the Company's ability to continue as a going concern, disclosing, as applicable, matters related to going concern and using the going concern basis of accounting unless management either intends to liquidate the Company or to cease operations, or has no realistic alternative but to do so.

Those Board of Directors are also responsible for overseeing the Company's financial reporting process.

### Auditor's Responsibility for the Audit of the Standalone Financial Statements

Our objectives are to obtain reasonable assurance about whether the standalone financial statements as a whole are free from material misstatement, whether due to fraud or error, and to issue an auditor's report that includes our opinion. Reasonable assurance is a high level of assurance, but is not a guarantee that an audit conducted in accordance with SAs will always detect a material misstatement when it exists. Misstatements can arise from fraud or error and are considered material if, individually or in the aggregate, they could reasonably be expected to influence the economic decisions of users taken on the basis of these financial statements.

As part of an audit in accordance with SAs, we exercise professional judgment and maintain professional scepticism throughout the audit. We also:

- Identify and assess the risks of material misstatement of the standalone financial statements, whether due to fraud or error, design and perform audit procedures responsive to those risks, and obtain audit evidence that is sufficient and appropriate to provide a basis for our opinion. The risk of not detecting a material misstatement resulting from fraud is higher than for one resulting from error, as fraud may involve collusion, forgery, intentional omissions, misrepresentations, or the override of internal control.



- Obtain an understanding of internal financial control relevant to the audit in order to design audit procedures that are appropriate in the circumstances. Under section 143(3)(i) of the Act, we are also responsible for expressing our opinion on whether the Company has adequate internal financial controls system in place and the operating effectiveness of such controls.
- Evaluate the appropriateness of accounting policies used and the reasonableness of accounting estimates and related disclosures made by the management.
- Conclude on the appropriateness of management's use of the going concern basis of accounting and, based on the audit evidence obtained, whether a material uncertainty exists related to events or conditions that may cast significant doubt on the Company's ability to continue as a going concern. If we conclude that a material uncertainty exists, we are required to draw attention in our auditor's report to the related disclosures in the financial statements or, if such disclosures are inadequate, to modify our opinion. Our conclusions are based on the audit evidence obtained up to the date of our auditor's report. However, future events or conditions may cause the Company to cease to continue as a going concern.
- Evaluate the overall presentation, structure and content of the standalone financial statements, including the disclosures, and whether the financial statements represent the underlying transactions and events in a manner that achieves fair presentation.

Materiality is the magnitude of misstatements in the standalone financial statements that, individually or in aggregate, makes it probable that the economic decisions of a reasonably knowledgeable user of the standalone financial statements may be influenced. We consider quantitative materiality and qualitative factors in (i) planning the scope of our audit work and in evaluating the results of our work; and (ii) to evaluate the effect of any identified misstatements in the standalone financial statements.

We communicate with those charged with governance regarding, among other matters, the planned scope and timing of the audit and significant audit findings, including any significant deficiencies in internal control that we identify during our audit.

We also provide those charged with governance with a statement that we have complied with relevant ethical requirements regarding independence, and to communicate with them all relationships and other matters that may reasonably be thought to bear on our independence, and where applicable, related safeguards.

#### **Report on Other Legal and Regulatory Requirements**

1. As required by Section 143(3) of the Act, based on our audit we report that:
  - a) We have sought and obtained all the information and explanations which to the best of our knowledge and belief were necessary for the purposes of our audit.
  - b) In our opinion, proper books of account as required by law have been kept by the Company so far as it appears from our examination of those books.
  - c) The Standalone balance Sheet, the Statement of Profit and Loss including Other Comprehensive Income, the Statement of cash Flow and Statement of Changes in Equity dealt with by this Report are in agreement with the books of account.
  - d) In our opinion, the aforesaid standalone financial statements comply with the Ind AS specified under Section 133 of the Act.
  - e) On the basis of the written representations received from the directors as on March 31, 2023 taken on record by the Board of Directors, none of the directors is disqualified as on March 31, 2023 from being appointed as a director in terms of Section 164(2) of the Act.
  - f) With respect to the adequacy of the internal financial controls over financial reporting of the Company

and the operating effectiveness of such controls, refer to our separate Report in "Annexure B". Our report expresses an unmodified opinion on the adequacy and operating effectiveness of the Company's internal financial controls over financial reporting.

- g) With respect to the other matters to be included in the Auditor's Report in accordance with the requirements of Section 197(16) of the Act, as amended:

In our opinion and based upon the audit procedures performed and the information and explanation given by the management, the provisions of section 197 read with Schedule V to the companies Act is complied by the company.

- h) With respect to the other matters to be included in the Auditor's Report in accordance with Rule 11 of the Companies (Audit and Auditors) Rules, 2014, as amended in our opinion and to the best of our information and according to the explanations given to us:

i. The Company did not have any impact of pending litigations on its financial position in its standalone financial statements;

ii. The Company did not have any long-term contracts including derivative contracts for which there were any material foreseeable losses.

iii. There were no amounts which were required to be transferred to the Investor Education and Protection Fund by the Company.

iv. a) The management has represented that, to the best of its knowledge and belief, no funds have been advanced or loaned or invested (either from borrowed funds or share premium or any other sources of kind of funds) by the company to or in any other person(s), including foreign entities ("Intermediaries"), with the understanding, whether recorded in writing or otherwise, that the intermediary shall, whether, directly or indirectly lend or invest in other persons identified in any manner whatsoever by or on behalf of the company ("Ultimate Beneficiaries") or provide any guarantee, security or the like on behalf of the Ultimate Beneficiaries;

b) The management has represented that, to the best of its knowledge and belief, no funds have been received by the company from any person, including foreign entities ("Funding parties"), with the understanding, whether recorded in writing or otherwise, that the company shall, whether, directly or indirectly, lend or invest in other persons or entities identified in any manner whatsoever by or on behalf of the Funding Party ("Ultimate Beneficiaries") or provide any guarantee, security or the like on behalf of the Ultimate beneficiaries; and

c) Based on such audit procedures that have been considered reasonable and appropriate in the circumstances, nothing has come to our notice that has caused us to believe that the representations under sub-cause (a) and (b) contain any material misstatement

v. No dividend has been declared or paid during the year by the company.

2. As required by the Companies (Auditor's Report) Order, 2020 ("the Order") issued by the Central Government in terms of Section 143(11) of the Act, we give in "Annexure A" a statement on the matters specified in paragraphs 3 and 4 of the Order.

**For Ramasamy Koteswara Rao and Co LLP,**

Chartered Accountants

Firm Registration Number: 010396S/S200084

Sd/-

**(Murali Krishna Reddy Telluri)**

Partner

(Membership No. 223022)

UDIN: 23223022BGQJKW3100

Place: Hyderabad  
Date: April, 11 2023

**ANNEXURE “A” TO THE INDEPENDENT AUDITOR’S REPORT**

**Referred to in paragraph under heading “Report on other legal and regulatory requirements” of our Report to the Members of “Tierra Agrotech Limited” for the year ended March 31, 2023)**

**On the basis of such checks as we considered appropriate and according to the information and explanation provided to us during the course of our audit, we report that;**

- i. In respect to Company’s Property, Plant and Equipment and Intangible assets.
  - (a) (A) The Company has maintained proper records showing full particulars, including quantitative details and situation of property, Plant and Equipment and relevant details of right-of-use assets.
  - (B) The company has maintained proper records showing full particulars of intangible assets.
  - (b) The Property, Plant and Equipment were physically verified during the year by the Management in accordance with programme of verification, which, in our opinion, provides for physical verification at reasonable intervals.
  - (c) The Company does not have any immovable properties and hence reporting under clause (i) (c) of the Order is not applicable.
  - (d) The company has not revalued any of its Property, Plant and Equipment (including Right-of-use assets) and intangible assets during the year.
  - (e) No proceedings have been initiated during the year or are pending against the company as at March 31, 2023 for holding any benami property under the Benami Transactions (prohibition), Act, 1988 (as amended in 2016) and rules made thereunder.
- ii.
  - a) The inventories were physically verified during the year by the Management at reasonable intervals. In our opinion and according to the information and explanations given to us, the coverage and procedure of such verification by the Management is appropriate having regard to the size of the Company and the nature of its operations. No discrepancies of 10% or more in the aggregate for each class of inventories were noticed on such physical verification of inventories when compared with books of account.
  - b) According to the information and explanations given to us, the Company has been sanctioned working capital limits in excess of Rs. 5 crores, in aggregate, at points of time during the year, from banks or financial institutions on the basis of security of current assets. In our opinion and according to the information and explanations given to us, the quarterly returns or statements comprising (stock statements, book debt statements, credit monitoring arrangement reports, statements on ageing analysis of the debtors/other receivables, and other stipulated financial information) filed by the Company with such banks or financial institutions are in agreement with the unaudited books of account of the Company of the respective quarters.
- iii. The Company has granted Unsecured loans to companies during the year, in respect of which:
  - a) The Company has provided loans during the year and details of which are given below:

(Rupees in Lakhs)

Particulars	Loans
A. Aggregate amount granted / provided during the year:	
- Subsidiaries	-
- Joint Venture	30.86
B. Balance outstanding as at balance sheet date in respect of above cases:	
- Subsidiaries	-
Joint Venture	105.21

- b) The terms and conditions of the grant of all the above-mentioned loans during the year are, in our opinion, prima facie, not prejudicial to the Company's interest.
- c) The Company has granted loans are payable on demand. During the year the Company has not demanded such loan. Having regard to the fact that the repayment of principal or payment of interest has not been demanded by the Company, in our opinion the repayments of principal amounts and receipts of interest are regular.
- d) According to information and explanations given to us and based on the audit procedures performed, in respect of loans granted and advances in the nature of loans provided by the Company, there is no overdue amount remaining outstanding as at the balance sheet date.
- e) None of the loans granted by the Company have fallen due during the year.
- f) The Company has granted Loans which are repayable on demand.

**(Rupees in Lakhs)**

Particulars	All Parties	Promoters	Related Parties
Aggregate of loans			
- Repayable on demand (A)	137.21	-	-
- Agreement does not specify any terms or period ( B)	-	137.21	-
<b>Total (A+B)</b>	-	-	<b>137.21</b>

- iv. In our opinion and according to the information and explanations given to us and based on the audit procedures performed, the company has not granted/ advanced any loans to directors during the year, hence provisions of section 185 of The Act is not applicable. The company has complied with provisions of section 186.
- v. The Company has neither accepted any deposits from the public nor accepted any which are deemed to be deposits within the meaning of Sections 73 to 76 of the Act and the Companies (Acceptance of Deposits) Rules, 2014 (as amended). Accordingly, the provisions of clause 3(v) of the Order are not applicable.
- vi. The maintenance of cost records has not been specified by the Central Government under section 148(1) of the Companies Act, 2013 for the business activities carried out by the Company. Thus, reporting under clause vi of the order is not applicable to the Company.
- vii. (a) According to information and explanations given to us and on the basis of our examination of the books of account, and records, the Company has been generally regular in depositing undisputed statutory dues including Provident Fund, Employees State Insurance, Income- Tax, Duty of Customs, Goods and Service Tax, Cess and any other statutory dues with the appropriate authorities. According to the information and explanations given to us, no undisputed amounts payable in respect of the above were in arrears as at March 31, 2023 for a period of more than six months from the date on when they become payable.  
  
(b) According to the information and explanation given to us, there are no dues of income tax, sales tax, service tax, duty of customs, duty of excise, value added tax, Goods and Service Tax outstanding on account of dispute.
- viii. The company has not surrendered or disclosed any transaction, previously unrecorded in the books of account, in the tax assessments under the Income Tax Act, 1961 as income during the year. Accordingly, the requirement to report on clause (viii) of the Order is not applicable to the company.

- ix. a) According to the information and explanation given to us, the Company has not defaulted in the repayment of loans or other borrowings or in the payment of interest thereon to any lender during the year.
- b) The Company has not been declared wilful defaulter by any bank or financial institution or government or any government authority.
- c) According to the information and explanation given to us, term loans availed by the Company were, applied by the Company during the year for the purposes for which the loans were obtained.
- d) According to the information and explanation given to us and overall examination of the financial statements of the Company, funds raised on short-term basis have, prima facie, not been used during the year for long-term purposes by the Company.
- e) On an overall examination of the financial statements of the Company, loans taken from any entity or person during the year or any unutilised funds as at the beginning of the year of the funds raised through borrowings in the previous year are not for to meet the obligations of its subsidiaries, associates.
- f) The Company has not raised loans during the year on the pledge of securities held in its subsidiaries or associate companies and hence reporting on clause (ix)(f) of the Order is not applicable.
- x. a) The company has not raised moneys by way of initial public offer or further public offer (including debt instruments) during the year and hence the reporting under clause 3(x)(a) of the order is not applicable.
- b) During the year, the Company has not made any preferential allotment or private placement of shares or convertible debentures (fully, partially or optionally convertible), and accordingly, paragraph 3(x)(b) of the Order is not applicable.
- xi. a) According to the information and explanations given by the management, no fraud by the Company and no material fraud on the Company has been noticed or reported during the year.
- b) According to the information and explanations given by the management, no report under sub-section (12) of section 143 of the Companies Act has been filed in Form ADT-4 as prescribed under rule 13 of Companies (Audit and Auditors) Rules, 2014 with the Central Government, during the year and up to the date of this report.
- c) As represented to us by the Management, there were no whistle blower complaints received by the Company during the year.
- xii. In our opinion, the Company is not a Nidhi company. Therefore, the provisions of clause 3(xii) of the order are not applicable to the Company.
- xiii. In our opinion, the Company is in compliance with Section 177 and 188 of the Companies Act, where applicable, for all transactions with the related parties and the details of related party transactions have been disclosed in the financial statements etc. as required by the applicable accounting standards.
- xiv. (a) In our opinion the Company has an adequate internal audit system commensurate with the size and the nature of its business.
- (b) We have considered, the internal audit reports issued to the Company during the year and covering the period March 2023 in determining the nature, timing and extent of our audit procedures. .
- xv. According to the information and explanations given by the management, the Company has not entered into any non-cash transactions with directors or persons connected with its directors. Hence provisions of section 192 of Companies Act, 2013 are not applicable to the company.

- xvi. (a) According to the information and explanations given to us, the provisions of section 45-IA of the Reserve Bank of India Act, 1934 are not applicable to the Company. Hence reporting under clause 3(xvi) (a), (b) and (c) of the order is not applicable.
- (b) According to the information and explanations given by the management, there is no core investment company within the group (as defined in the core investment companies (reserve bank) Directions, 2016) and accordingly reporting under clause 3(xvi)(d) of the order is not applicable.
- xvii. The Company has incurred Rs.3,588.88 lakhs cash losses in the financial year covered by our audit but had incurred cash losses amounting to Rs.1642.34 lakhs in the immediately preceding financial year.
- xviii. There has been no resignation of the statutory auditors of the company during the year.
- xix. On the basis of financial ratios as per note 47 ageing and expected dates of realisation of financial assets and payment of financial liabilities, other information accompanying the financial statements and our knowledge of the board of directors and management plans and based on our examination of the evidence supporting the assumptions, nothing has come to our attention, which causes us to believe that any material uncertainty exists as on the date of the audit report indicating that company is not capable of meeting its liabilities existing at the date of the balance sheet and when they fall due within a period of one year from the balance sheet date. We however state that this is not an assurance as to the future viability of the company. We further state that our reporting is based on the facts up to the date of audit report and we neither give any guarantee nor any assurance that all liabilities falling due within a period of one year from the balance sheet date, will get discharged by the company as and when they fall due.
- xx. The Company was not having net worth of rupees five hundred crore or more, or turnover of rupees one thousand crore or more or a net profit of rupees five crore or more during the immediately preceding financial year and hence, provisions of Section 135 of the Act are not applicable to the Company during the year. Accordingly, reporting under clause 3(xx) of the Order is not applicable for the year.

**For Ramasamy Koteswara Rao and Co LLP,**  
Chartered Accountants  
Firm Registration Number: 010396S/S200084

Place: Hyderabad  
Date: April 11, 2023

Sd/-  
**(Murali Krishna Reddy Telluri)**  
Partner  
(Membership No. 223022  
UDIN: 23223022BGQJKW3100

**ANNEXURE B TO THE INDEPENDENT AUDITOR'S REPORT OF EVEN DATE ON THE STANDALONE FINANCIAL STATEMENTS OF TIERRA AGROTECH LIMITED****Report on the Internal Financial Controls under Clause (I) of Sub-section 3 of Section 143 of the Companies Act, 2013 ("the Act")**

To the Members of Tierra Agrotech Limited

We have audited the internal financial controls over financial reporting of Tierra Agrotech Limited ("the Company") as of March 31, 2023 in conjunction with our audit of the financial statements of the Company for the year ended on that date.

**Management's Responsibility for Internal Financial Controls**

The Company's Management is responsible for establishing and maintaining internal financial controls based on the internal control over financial reporting criteria established by the Company considering the essential components of internal control stated in the Guidance Note on Audit of Internal Financial Controls Over Financial Reporting issued by the Institute of Chartered Accountants of India. These responsibilities include the design, implementation and maintenance of adequate internal financial controls that were operating effectively for ensuring the orderly and efficient conduct of its business, including adherence to the Company's policies, the safeguarding of its assets, the prevention and detection of frauds and errors, the accuracy and completeness of the accounting records, and the timely preparation of reliable financial information, as required under the Companies Act, 2013.

**Auditor's Responsibility**

Our responsibility is to express an opinion on the Company's internal financial controls over financial reporting based on our audit. We conducted our audit in accordance with the Guidance Note on Audit of Internal Financial Controls Over Financial Reporting (the "Guidance Note") and the Standards on Auditing as specified under section 143(10) of the Companies Act, 2013, to the extent applicable to an audit of internal financial controls and, both issued by the Institute of Chartered Accountants of India.

Those Standards and the Guidance Note require that we comply with ethical requirements and plan and perform the audit to obtain reasonable assurance about whether adequate internal financial controls over financial reporting was established and maintained and if such controls operated effectively in all material respects.

Our audit involves performing procedures to obtain audit evidence about the adequacy of the internal financial controls system over financial reporting and their operating effectiveness. Our audit of internal financial controls over financial reporting included obtaining an understanding of internal financial controls over financial reporting, assessing the risk that a material weakness exists, and testing and evaluating the design and operating effectiveness of internal control based on the assessed risk. The procedures selected depend on the auditor's judgment, including the assessment of the risks of material misstatement of the financial statements, whether due to fraud or error. We believe that the audit evidence we have obtained is sufficient and appropriate to provide a basis for our audit opinion on the internal financial controls system over financial reporting.

**Meaning of Internal Financial Controls Over Financial Reporting**

A company's internal financial control over financial reporting is a process designed to provide reasonable assurance regarding the reliability of financial reporting and the preparation of financial statements for external purposes in accordance with generally accepted accounting principles. A company's internal financial control over financial reporting includes those policies and procedures that

- (1) Pertain to the maintenance of records that, in reasonable detail, accurately and fairly reflect the transactions and dispositions of the assets of the company;
- (2) provide reasonable assurance that transactions are recorded as necessary to permit preparation of financial statements in accordance with generally accepted accounting principles, and that receipts and expenditures of the company are being made only in accordance with authorizations of management and directors of the company; and

(3) Provide reasonable assurance regarding prevention or timely detection of unauthorized acquisition, use, or disposition of the company's assets that could have a material effect on the financial statements.

#### **Inherent Limitations of Internal Financial Controls Over Financial Reporting**

Because of the inherent limitations of internal financial controls over financial reporting, including the possibility of collusion or improper management override of controls, material misstatements due to error or fraud may occur and not be detected. Also, projections of any evaluation of the internal financial controls over financial reporting to future periods are subject to the risk that the internal financial control over financial reporting may become inadequate because of changes in conditions, or that the degree of compliance with the policies or procedures may deteriorate.

#### **Opinion**

In our opinion, the Company has, in all material respects, an adequate internal financial controls system over financial reporting and such internal financial controls over financial reporting were operating effectively as at March 31, 2023, based on the internal control over financial reporting criteria established by the Company considering the essential components of internal control stated in the Guidance Note on Audit of Internal Financial Controls Over Financial Reporting issued by the Institute of Chartered Accountants of India.

**For Ramasamy Koteswara Rao and Co LLP,**  
Chartered Accountants  
Firm Registration Number: 010396S/S200084

Place: Hyderabad  
Date: April 11, 2023

Sd/-  
**Murali Krishna Reddy Telluri**  
Partner  
(Membership No. 223022  
UDIN: 23223022BGQJKW3100



# ANNUAL REPORT 2022-2023

## STANDALONE BALANCE SHEET AS AT MARCH 31, 2023

( Amount Rs. In Lakhs)

Particulars	Note No.	As at 31.03.2023	As at 31.03.2022
<b>Assets</b>			
<b>Non-Current Assets</b>			
(a) Property, Plant and Equipment	2A	101.24	91.15
(b) Right of Use Asset	2B	58.07	52.63
(c) Capital work in progress	2C	110.00	110.00
(d) Goodwill	2D	1,446.08	1,446.08
(e) Other Intangible assets	2D	3,809.51	3,816.15
(f) Product under Development	2E	380.78	303.93
(g) Financial Assets			
(i) Investments	3	1,653.01	1,653.01
(ii) Loans and advances	4	137.21	1,272.54
(iii) Other Financial Assets	5	54.23	40.64
(h) Deferred tax Asset (Net)	6	1,607.00	627.00
<b>Total Non-Current Assets</b>		<b>9,357.15</b>	<b>9,413.14</b>
<b>Current Assets</b>			
(a) Inventories	7	3,797.53	5,100.80
(b) Financial Assets			
i) Trade Receivables	8	2,234.56	2,450.13
ii) Cash and cash equivalents	9	278.27	41.37
iii) Bank Balance other than (ii) above	10	332.93	332.93
iv) Other Financial Assets	11	18.98	6.34
(c) Current Tax Assets (net)	12	25.28	23.14
(d) Other current assets	13	477.59	332.12
<b>Total Current Assets</b>		<b>7,165.13</b>	<b>8,286.83</b>
<b>Total Assets</b>		<b>16,522.30</b>	<b>17,700.00</b>
<b>EQUITY AND LIABILITIES</b>			
<b>Equity</b>			
(a) Share Capital	14	2,515.52	2,515.52
(b) Other Equity	15	(499.49)	2,202.75
<b>Total Equity</b>		<b>2,016.03</b>	<b>4,718.27</b>
<b>Liabilities</b>			
<b>Non - current liabilities:</b>			
(a) Financial Liabilities			
i) Borrowings	16	3,631.49	3,194.78
ii) Other Financial Liabilities	17	-	63.90
(b) Provisions	18	65.11	52.25
(c) Deferred tax Liabilities (Net)		-	-
(d) Lease Liabilities	19	35.91	37.91
(e) Other non-Current liabilities	20	872.98	844.09
<b>Total Non-Current Liabilities</b>		<b>4,605.49</b>	<b>4,192.93</b>
<b>Current liabilities</b>			
(a) Financial Liabilities			
(i) Borrowings	21	5,492.15	4,935.76
(ii) Trade payables	22		
(a).Total Outstanding dues of Micro and Small Enterprises		112.69	61.49
(b).Total Outstanding dues other than Micro and Small Enterprises		2,066.97	1,822.77
(b) Lease Liabilities	23	35.61	18.41
(c) Other financial liabilities	24	169.00	113.13
(d) Provisions	25	288.06	361.24
(e) Other Current Liabilities	26	1,736.28	1,475.98
<b>Total Current liabilities</b>		<b>9,900.74</b>	<b>8,788.78</b>
<b>Total Equity and Liabilities</b>		<b>16,522.30</b>	<b>17,700.00</b>
Significant accounting policies	1	-	-

The notes form an integral part of these financial statements 1 to 50

As per our Report of even date

**For Ramasamy Koteswara Rao and Co LLP**

Chartered Accountants

Firm Registration Number :010396S/S200084

Sd/-

**Murali Krishna Reddy Telluri**

Partner

M No. 223022

UDIN: 23223022BGQJKY5860

Place: Hyderabad

Date: 11.04.2023

Sd/

**Vijay Kumar Deekonda**

Whole Time Director & CFO

DIN :06991267

Sd/-

**Hari Singh Chauhan**

Chief Executive Officer

Sd/-

**Suryanarayana Simhadri**

Director

DIN 01951750

Sd/-

**Kalidindi Anagha Devi**

Company Secretary &

Compliance Officer

# ANNUAL REPORT 2022-2023

## STANDALONE STATEMENT OF PROFIT & LOSS FOR THE YEAR ENDED 31 MARCH, 2023

( Amount Rs. In Lakhs)

Particulars	Note No	As at March 31, 2023	As at March 31, 2022
I. Revenue from operations	27	6,011.46	5,656.63
II. Other income	28	58.58	18.29
<b>III. Total Income (I + II)</b>		<b>6,070.04</b>	<b>5,674.92</b>
IV. Expenses:			
Purchases and Direct Expenses	29	4,050.56	3,452.66
Changes in inventories of finished goods work-in-progress and Stock-in-Trade	30	1,303.27	634.30
Employee benefits expense	31	1,585.82	1,295.59
Finance costs	32	1,143.54	871.58
Depreciation and amortization expense	33	78.28	28.27
Other expenses	34	1,575.73	1,038.48
<b>Total Expenses</b>		<b>9737.20</b>	<b>7320.89</b>
<b>V. Profit before exceptional and extraordinary items and tax (III-IV)</b>		<b>(3,667.16)</b>	<b>(1,645.97)</b>
VI. Exceptional items		-	-
<b>VII. Profit before extraordinary items and tax (V - VI)</b>		<b>(3,667.16)</b>	<b>(1,645.97)</b>
VIII. Extraordinary Items		-	-
<b>IX. Profit before tax (VII- VIII)</b>		<b>(3,667.16)</b>	<b>(1,645.97)</b>
X <b>Tax expense:</b>			
(1) Current tax exp		-	-
(2) Deferred tax		(976.20)	(439.88)
(3) MAT Credit Entitlement		-	-
<b>XI Profit (Loss) for the period from continuing operations (VII-VIII)</b>		<b>(2,690.96)</b>	<b>(1,206.09)</b>
<b>XII Profit/(loss) from discontinuing operations</b>		-	-
<b>XIII Tax expense of discontinuing operations</b>		-	-
<b>XIV Profit/(loss) from Discontinuing operations (after tax) (XII-XIII)</b>		-	-
<b>XV Profit (Loss) for the period (XI + XIV)</b>		<b>(2,690.96)</b>	<b>(1,206.09)</b>
<b>XVI Other Comprehensive Income</b>			
(i) Items that will not be reclassified to profit and Loss		(15.06)	32.57
(ii) Income tax relating to items that will not be reclassified to profit or loss		3.79	(0.67)
(iii) Income relating to items that will be reclassified to profit or loss		-	-
(iv) Income tax relating to items that will be reclassified to profit or loss		-	-
<b>Total other comprehensive income/(loss), net of taxes</b>		<b>(11.27)</b>	<b>31.90</b>
<b>XVII "Total Comprehensive Income for the period (XV+XVI) (Comprising Profit (Loss) and Other Comprehensive Income for the period)"</b>		<b>(2,702.23)</b>	<b>(1,174.20)</b>
Earnings per equity share:( of Face Value of Rs.10 Each)			
(1) Basic Earnings Per Share(in Rs.)		(10.70)	(4.79)
(2) Diluted Earnings Per Share(in Rs.)		(10.70)	(4.79)

The notes form an integral part of these financial statements 1 to 50

As per our Report of even date

**For Ramasamy Koteswara Rao and Co LLP**

Chartered Accountants

Firm Registration Number :010396S/S200084

Sd/-

**Murali Krishna Reddy Telluri**

Partner

M No. 223022

UDIN: 23223022BGQJKY5860

Place: Hyderabad

Date: 11.04.2023

Sd/

**Vijay Kumar Deekonda**

Whole Time Director & CFO

DIN :06991267

Sd/-

**Hari Singh Chauhan**

Chief Executive Officer

Sd/-

**Suryanarayana Simhadri**

Director

DIN 01951750

Sd/-

**Kalidindi Anagha Devi**

Company Seceretary &  
Compliance Officer

# ANNUAL REPORT 2022-2023

## STANDALONE CASH FLOW STATEMENT FOR THE YEAR ENDED MARCH 31, 2023

(Amount Rs. In Lakhs)

Particulars	As on March 31, 2023	As on March 31, 2022
<b>A. Cash Flows From Operating Activities:</b>		
Net profit before taxation, and extraordinary items	(3,667.16)	(1,645.97)
Adjusted for :	-	-
Interest debited to P&L A/c	1,126.52	864.45
Interest on Lease	6.81	1.60
Interest on Fixed Deposit	(14.04)	(13.92)
Creditors Balances Written back	(32.19)	-
Gratuity and Leave encashment provision	35.58	37.09
Provision for Expected Credit Losses	88.48	-
Depreciation and amortization expense	78.28	28.27
Operating profits before working capital changes	<b>(2,377.71)</b>	<b>(728.48)</b>
<b>Changes in current assets and liabilities</b>		
Decrease in Inventories	1,303.27	634.30
Decrease/(Increase)Trade Receivables	127.08	(1,154.59)
(Increase)/ Decrease in Other Current assets and Financial Assets	(160.24)	16.15
Decrease/( Increase) in Other non-Current Financial Assets	19.83	(67.30)
Increase/ (Decrease) in Trade Payables	327.59	(1.84)
Increase/ (Decrease) in Other Financial Liabilities	2.02	(75.88)
(Decrease)/ Increase in Provisions	(80.83)	123.31
Increase/(Decrease) in Other Current Liabilities	260.29	(101.18)
Increase in Other Non current Liabilities	28.89	266.80
<b>Cash generated from operations</b>	<b>(549.80)</b>	<b>(1,088.71)</b>
<b>Income tax paid</b>	<b>(2.14)</b>	<b>(2.11)</b>
<b>Net cash generated from operating activities</b>	<b>(547.66)</b>	<b>(1,086.60)</b>
<b>B. Cash Flows From Investing Activities:</b>		
Payment for Purchase of Property, Plant& Equipment capital work in Progress and Right of use assets	(87.18)	(154.10)
Sale of Property,Plant and Equipment	-	0.46
Product Development Expenditure	(76.84)	(153.04)
Proceeds from Investments	-	104.95
Receipt against loans and advances given to Wholly owned subsidiary	1,101.90	-
Loans and advances given to wholly owned subsidiary	-	(126.40)
Interest Received on Fixed Deposits	14.04	13.92
<b>Net cash from / (used in) investing activities</b>	<b>951.92</b>	<b>(314.20)</b>
<b>C. Cash Flows From Financing Activities:</b>		
Long Term Liabilities	-	-
Receipt/( Repayment) of Borrowings	2,508.12	(884.39)
Interest paid on Loans and others	(1,126.52)	(864.45)
Interest Paid on Lease Liabilities	(6.81)	(1.60)
Payment Towards Reduction of Lease Liability	(27.12)	(4.40)
Net cash from/(used in )financing activities	1,347.67	(1,754.84)
<b>D. Net increase / (decrease) in cash and cash equivalents</b>	<b>1,751.93</b>	<b>(3,155.63)</b>
<b>E. Cash and cash equivalents at the beginning of the year</b>	<b>(2,705.88)</b>	<b>449.75</b>
<b>F. Cash and cash equivalents at the end of the year</b>	<b>(953.96)</b>	<b>(2,705.88)</b>
Cash & Cash Equivalents comprise:		
Cash in Hand	0.25	-
Balance with Banks in Current A/c	278.02	41.37
<b>Sub Total</b>	<b>278.27</b>	<b>41.37</b>
Bank Overdrafts repayable on demands	(1,565.15)	(3,080.18)
Restricted cash and cash Equivalents in the form of Fixed deposits	332.93	332.93
<b>Sub Total</b>	<b>(1,232.22)</b>	<b>(2,747.25)</b>
<b>Total Cash &amp; Cash Equivalents :</b>	<b>(953.96)</b>	<b>(2,705.88)</b>

The notes form an integral part of these financial statements 1 to 50

As per our Report of even date

**For Ramasamy Koteswara Rao and Co LLP**

Chartered Accountants

Firm Registration Number :010396S/S200084

Sd/-

**Murali Krishna Reddy Telluri**

Partner

M No. 223022

UDIN: 23223022BGQJKY5860

Place: Hyderabad

Date: 11.04.2023

Sd/

**Vijay Kumar Deekonda**

Whole Time Director & CFO

DIN :06991267

Sd/-

**Hari Singh Chauhan**

Chief Executive Officer

Sd/-

**Suryanarayana Simhadri**

Director

DIN 01951750

Sd/-

**Kalidindi Anagha Devi**

Company Secretary &

Compliance Officer

**(a) Equity Share Capital**

Particulars	Number of shares	Amount
<b>As at 01 April 2021</b>	<b>2,51,55,165</b>	<b>2,515.52</b>
Issued during the year	-	-
Redeemed/transferred during the year	-	-
<b>As at 31 March 2022</b>	<b>2,51,55,165</b>	<b>2,515.52</b>
Issued during the year	-	-
Redeemed/transferred during the year	-	-
<b>As at 31 March 2023</b>	<b>2,51,55,165</b>	<b>2,515.52</b>

**Statement of Changes in equity**

(Amount Rs. In Lakhs)

Particulars	Securities Premium Reserve	Equity Instruments through Other comprehensive income	Other items in other comprehensive income.	Retained Earnings	Total
<b>Balance at 31 March 2021</b>	<b>3,549.25</b>	<b>22.30</b>	<b>1.53</b>	<b>(196.13)</b>	<b>3,376.95</b>
Profit for the Period 01 April 2021 to 31 March 2022	-	-	-	(1,206.09)	(1,206.09)
Dividend paid	-	-	-	-	-
Dividend Distribution Tax	-	-	-	-	-
Amount transfer to general reserve	-	-	-	-	-
Net change in fair value of investments	-	43.15	-	-	43.15
Actuarial gain/(loss) on post-employment benefit obligations, net of tax benefit	-	-	(11.26)	-	(11.26)
Transfer of OCI to Other Equity	-	(65.45)	-	65.45	-
<b>Balance at 31 March 2022</b>	<b>3,549.25</b>	<b>-</b>	<b>(9.72)</b>	<b>(1,336.78)</b>	<b>2,202.75</b>
Profit for the Period 01 April .2022 to 31 March 2023	-	-	-	(2,690.96)	(2,690.96)
Dividend paid	-	-	-	-	-
Amount transfer to general reserve	-	-	-	-	-
Net change in fair value of investments	-	-	-	-	-
Actuarial gain/(loss) on post-employment benefit obligations, net of tax benefit	-	-	(11.27)	-	(11.27)
<b>Balance at 31.03.2023</b>	<b>3,549.25</b>	<b>-</b>	<b>(21.00)</b>	<b>(4,027.73)</b>	<b>(499.48)</b>

## 1. NOTES TO FINANCIAL STATEMENTS

"Tierra Agrotech Limited ('the company') (formerly known as Tierra Agrotech Private Limited) is in the business of Seed Research, Production, Processing and Marketing of Seeds and related products. The Company was incorporated on 13th September 2013 in Hyderabad. The National Company Law Tribunal Bench at Hyderabad vide order dated 12.11.2021 sanctioned the scheme of amalgamation of Grandeur Products Limited (Holding Company - Transferor Company) with Tierra Agrotech Private Limited (Subsidiary Company - Transferee Company) with effect from the appointed date i.e., 01.04.2021 and consequent to the amalgamation and upon scheme becoming effective, the name of the Company has been changed from Tierra Agrotech Private Limited to Tierra Agrotech Limited. The principal accounting policies applied in the preparation of the financial statements are set out below. These policies have been consistently applied to all the years presented, unless otherwise stated.

The Equity Shares of the Company are listed on Bombay Stock Exchange of India Ltd (BSE) in India on 27th May 2022.

The standalone financial statements for the year ended 31 March 2023, are approved by the Board of Directors and authorized for issue on 11 April 2023.

### 1. Significant Accounting Policies

#### 1.1 Basis of preparation of financial statements

The standalone financial statements of the Company have been prepared in accordance with Indian Accounting Standards (Ind AS) as per the Companies (Indian Accounting Standards) Rules, 2015 (as amended from time to time) notified under Section 133 of Companies Act, 2013, (the 'Act') and presentation requirements of Division II of Schedule III to the Companies Act, 2013,

(Ind AS compliant schedule III), as applicable and other relevant provisions of the Act. The standalone financial statements have been prepared on a going concern basis. The accounting policies are applied consistently to all the periods presented in the standalone financial statements except where a newly issued accounting standard is initially adopted or a revision to an existing accounting standard requires change in accounting policy hitherto in use.

#### 1.2 Functional and presentation currency

These standalone financial statements are presented in Indian Rupees (INR), which is also the Company's functional currency. All financial information presented in Indian rupees have been rounded-off to two decimal places to the nearest lakhs except share data or as otherwise stated.

#### 1.3 Basis of measurement

The standalone financial statements have been prepared on the historical cost basis except for the following items:

- Certain financial assets and liabilities: Measured at fair value
- Net defined benefit (asset)/ liability: Fair value of plan assets less present value of defined benefit obligations
- Borrowings: Amortized cost using effective interest rate method

#### Use of estimates and judgements

In preparing these standalone financial statements, management has made judgements, estimates and assumptions that affect the application of accounting policies and the reported amounts of assets, liabilities, income and expenses. Actual results may differ from those estimates. Estimates and underlying assumptions are reviewed on an ongoing basis. Revisions to accounting estimates are recognized prospectively.

## Judgements

Information about judgements made in applying accounting policies that have the most significant effects on the amounts recognized in the standalone financial statements is included in the following notes:

- Note 1.14 - lease classification.
- Note 1.14 - leases: whether an arrangement contains a lease and lease classification Assumptions and estimation uncertainties

Information about assumptions and estimation uncertainties that have a significant risk of resulting in a material adjustment within the next financial year are included in the following notes:

- Note 1.12 – measurement of defined benefit obligations: key actuarial assumptions;
- Note 1.19 – recognition and measurement of provisions and contingencies: key assumptions about the likelihood and
- Note 1.17 – impairment of financial assets;
- Note 1.7 - determining an asset's expected useful life and the expected residual value at the end of its life

## Measurement of fair values

Accounting policies and disclosures require measurement of fair value for both financial and non-financial assets. Fair value is the price that would be received to sell an asset or paid to transfer a liability in an orderly transaction between market participants at the measurement date. The fair value measurement is based on the presumption

that the transaction to sell the asset or transfer the liability takes place either:

- In the principal market for the asset or liability or
- In the absence of a principal market, in the most advantageous market for the asset or liability

The principal or the most advantageous market must be accessible by the Company. The fair value of an asset or a liability is measured using the assumptions that market participants would use when pricing the asset or liability, assuming that market participants act in their economic best interest. A fair value measurement of a non-financial asset takes into account a market participant's ability to generate economic benefits by using the asset in its highest and best use or by selling it to another market participant that would use the asset in its highest and best use. The Company uses valuation techniques that are appropriate in the circumstances and for which sufficient data is available to measure fair value, maximizing the use of relevant observable inputs and minimizing the use of unobservable inputs Fair values are categorized into different levels in a fair value hierarchy based on the inputs used in the valuation techniques as follows.

Level 1: quoted prices (unadjusted) in active markets for identical assets or liabilities.

Level 2: inputs other than quoted prices included in Level 1 that are observable for the asset or liability, either directly (i.e., as prices) or indirectly (i.e., derived from prices).

Level 3: inputs for the asset or liability that are not based on observable market data (unobservable inputs).

When measuring the fair value of an asset or a liability, the Company uses observable market data as far as possible. If the inputs used to measure the fair value of an asset or a liability fall into different levels of the fair value hierarchy, then the fair value measurement is categorized in its entirety in the same level of the fair value hierarchy as the lowest level input that is significant

to the entire measurement. The Company recognizes transfers between levels of the fair value hierarchy at the end of the reporting period during which the change has occurred.

### 1.4 Current and non-current classification:

The Schedule III to the Act requires assets and liabilities to be classified as either current or non-current. The Company presents assets and liabilities in the balance sheet based on current/ non-current classification.

**Assets**

An asset is classified as a current when it is:

- it is expected to be realized in, or is intended for sale or consumption in, the Company's normal operating cycle;
- it is expected to be realized within twelve months from the reporting date;
- it is held primarily for the purposes of being traded; or
- is cash or cash equivalent unless it is restricted from being exchanged or used to settle a liability for at least twelve months after the reporting dates.

**Liabilities**

A liability is classified as a current when:

- it is expected to be realized in, or is intended for sale or consumption in, the Company's normal operating cycle;
- it is due to be settled within twelve months from the reporting date;
- it is held primarily for the purposes of being traded;
- the Company does not have an unconditional right to defer settlement of liability for at least twelve months from the reporting date.

All other liabilities are classified as non-current.

Deferred tax assets/liabilities are classified as non-current.

**Operating Cycle**

Operating cycle is the time between the acquisition of assets for processing and realization in cash or cash equivalents. The Company has ascertained its operating cycle as 12 months for the purpose of current or non-current classification of assets and liabilities.

**1.5 Revenue recognition****Sale of goods:**

Revenue is recognized when the company satisfies a performance obligation by transferring a promised good or service to its customers. The company considers the terms of the contract and its customary business practices to determine the transaction price. Performance obligations are satisfied at the point of time when the customer obtains controls of the asset. Revenue is measured based on transaction price, which is the fair value of the consideration received or receivable, stated net of discounts, returns and value added tax. Transaction price is recognized based on the price specified in the contract, net of the estimated sales incentives / discounts. Accumulated experience is used to estimate and provide for the discounts/ right of return, using the expected value method. The Company recognizes provision for sales return, based on the historical results, measured on net basis of the margin of the sale. Therefore, Trade receivables are disclosed at net off refund liability, for the products expected to be returned.

The company classifies the right to consideration in exchange for goods as a receivable and is presented net of impairment in the Balance Sheet

**Interest Income:**

Interest Income is recognized on an accrual basis.

**Interest income**

Interest Income mainly comprises of interest on Margin money deposit relating to bank guarantee and Deposits against Bank Overdraft with banks. Interest income should be recorded using the effective interest rate (EIR). However, the amount of margin money deposits relating to bank guarantee and Over draft are purely current in nature, hence effective interest rate has not been applied. Interest is recognized using the time-proportion method, based on rates implicit in the transactions.

**1.6 Borrowing cost**

Borrowing costs are interest and other costs incurred in connection with the borrowing of funds. Borrowing costs directly attributable to acquisition, construction or production of an asset which necessarily take a substantial period of time to get ready for their intended use or sale are capitalized as part of the cost of that asset. Other borrowing costs are recognized as an expense in the period in which they are incurred.

## 1.7 Property, plant and equipment & Capital work-in-progress

### Recognition and measurement

The items of property, plant and equipment are stated at historical cost less accumulated depreciation and accumulated impairment loss, if any. Cost of an item of property, plant and equipment comprises its purchase price, including import duties and non-refundable purchase taxes, after deducting trade discounts and rebates, any directly attributable cost of bringing the item to its working condition for its intended use and estimated costs (Present Value) of dismantling and removing the item and restoring the site on which it is located. If significant parts of an item of property, plant and equipment have different useful lives, then they are accounted for as separate items (major components) of property, plant and equipment.

Subsequent costs are included in the asset's carrying amount or recognized as a separate asset, as appropriate, only when it is probable that future economic benefits associated with the item will flow to the Company and the cost of the item can be measured reliably. The carrying amount of any component accounted for as a separate asset is derecognized when replaced. All other repairs and maintenance are charged to statement of profit or loss during the reporting period in which they are incurred. If an item of property, plant and equipment is purchased with deferred credit period from supplier, such asset is recorded at its cash price equivalent value.

### Capital work in progress

Capital work-in-progress is recognized at cost, net of accumulated impairment loss, if any. It comprises of property, plant and equipment that are not yet ready for their intended use at the reporting date.

## 1.8 Depreciation and Goodwill

Depreciation is provided on the straight-line method as per the useful life prescribed in Schedule II to the Companies Act, 2013.

The useful lives of assets are periodically reviewed and re-determined and the unamortized depreciable amount is charged over the remaining useful life of such assets. Assets costing Rs. 5,000/-and below are depreciated over a period of one year.

## 1.9 Intangible Assets

Intangible assets are stated at cost less accumulated amortization and impairment if any. Intangible assets are amortized over their respective estimated useful lives on a straight-line basis, from the date that they are available for use. The estimated useful life of an identifiable intangible asset is based on a number of factors including the effects of obsolescence, demand, competition and other economic factors (such as the stability of the industry and known technological advances) and the level of maintenance expenditures required to obtain the expected future cash flows from the asset.

During the year the company has not provided any amount amortization of intangible assets.

The estimated useful lives of intangible asset are as follows:

Type of Asset	Useful life
License Fee	10 Years
Intangible Asset	Indefinite life

## 1.10 Inventories

Inventories comprise of Unprocessed seeds, Processed Seeds, and traded goods. Inventories are valued at the lower of cost or the net realizable value after providing for obsolescence and other losses, where considered necessary. Cost is determined on Average basis. Cost includes all charges in bringing the goods to their present location and condition and receiving charges. The inventories are valued at, Cost or NRV whichever is lower.



### 1.11 Foreign Currency Transactions

The company translates all foreign currency transactions at Exchange Rates prevailing on the date of transactions. Exchange rate differences resulting from foreign exchange transactions settled during the year are recognized as income or expenses in the period in which they arise. Monetary current assets and monetary current liabilities that are denominated in foreign currency are translated at the exchange rate prevalent at the date of the balance sheet. The resulting difference is also recorded in the profit and loss account.

### 1.12 Employee benefits

#### Short-term employee benefits

Liabilities for wages and salaries, including non-monetary benefits that are expected to be settled wholly within 12 months after the end of the period in which the employees render the related service are recognized in respect of employees' services up to the end of the reporting period and are measured on an undiscounted basis at the amounts expected to be paid when the liabilities are settled. The liabilities are presented as current employee benefit obligations in the balance sheet.

#### Defined contribution plans

A defined contribution plan is a post-employment benefit plan under which an entity pays fixed contributions into a separate entity and will have no legal or constructive obligation to pay further amounts. The Company makes specified monthly contributions towards Government administered provident fund scheme and other funds. Obligations for contributions to defined contribution plans are recognized as an employee benefit expense in statement of profit and loss in the periods during which the related services are rendered by employees.

#### Defined benefit plans

A defined benefit plan is a post-employment benefit plan other than a defined contribution plan. The liability or asset recognized in the balance sheet in respect of defined benefit plans is the present value of the defined benefit obligation at the end of the reporting period less the fair value of plan assets. The defined benefit obligation is calculated annually by a qualified actuary using the projected unit credit method.

The present value of the defined benefit obligation is determined by discounting the estimated future cash outflows by reference to market yields at the end of the reporting period on government bonds that have terms approximating to the terms of the related obligation. The net interest cost is calculated by applying the discount rate to the net balance of the defined benefit obligation and the fair value of plan assets. This cost is included in employee benefit expense in the statement of profit and loss. Remeasurement gains and losses arising from experience adjustments and changes in actuarial assumptions are recognized in the period in which they occur, directly in other comprehensive income.

They are included in retained earnings in the statement of changes in equity and in the balance sheet. Changes in the present value of the defined benefit obligation resulting from plan amendments or curtailments are recognized immediately in profit or loss as past service cost.

#### Termination benefits

Termination benefits are recognized as an expense when the Company is demonstrably committed, without realistic possibility of withdrawal, to a formal detailed plan to either terminate employment before the normal retirement date, or to provide termination benefits as a result of an offer made to encourage voluntary redundancy. Termination benefits for voluntary redundancies are recognized as an expense if the Company has made an offer encouraging voluntary redundancy, it is probable that the offer will be accepted, and the number of acceptances can be estimated reliably.

## Other long-term employee benefits

The Company's net obligation in respect of other long term employee benefits is the amount of future benefit that employees have earned in return for their service in the current and previous periods. That benefit is discounted to determine its present value. Re-measurements are recognized in the statement of profit and loss in the period in which they arise.

### 1.13 Taxes on Income

Taxes comprises Current Tax, Deferred tax and MAT credit. It is recognized in profit or loss except to the extent that it relates to an item recognized directly in equity or in other comprehensive income.

#### Current tax

Current tax comprises the expected tax payable or receivable on the taxable income or loss for the year and any adjustment to the tax payable or receivable in respect of previous years. The amount of current tax reflects the best estimate of the tax amount expected to be paid or received after considering the uncertainty, if any, related to income taxes. It is measured using tax rates (And tax laws) enacted or substantively enacted by the reporting date. Management periodically evaluates positions taken in the tax returns with respect to situations in which applicable tax regulations are subject to interpretations and considers whether it is probable that a taxation authority will accept an uncertain tax treatment.

Current tax assets and current tax liabilities are offset only if there is a legally enforceable right to set off the recognized amounts, and it is intended to realize the asset and settle the liability on a net basis or simultaneously.

#### Deferred tax

Deferred tax is recognized in respect of temporary differences between the carrying amounts of assets and liabilities for financial reporting purposes and the corresponding amounts used for taxation purposes. Deferred tax is not recognized for:

- temporary differences arising on the initial recognition of assets or liabilities in a transaction that is not a business combination and that affects neither accounting nor taxable profit or loss at the time of the transaction; and
- temporary differences related to investments in subsidiaries to the extent that the Company is able to control the timing of the reversal of the temporary differences and it is probable that they will not reverse in the foreseeable future;

Deferred tax assets are recognized for deductible temporary differences, the carry forwards of unused tax credits and unused tax losses. Deferred tax assets are recognized to the extent that it is probable that future taxable profits will be available against which they can be used. The existence of unused tax losses is strong evidence that future taxable profit may not be available.

Therefore, in case of a history of recent losses, the Company recognizes a deferred tax asset only to the extent that it has sufficient taxable temporary differences or there is convincing other evidence that sufficient taxable profit will be available against which such deferred tax asset can be realized. Deferred tax assets – unrecognized or recognized, are reviewed at each reporting date and are recognized/ reduced to the extent that it is probable/ no longer probable respectively that the related tax benefit will be realized.

Deferred tax is measured at the tax rates that are expected to apply to the period when the asset is realized or the liability is settled, based on the laws that have been enacted or substantively enacted by the reporting date. The measurement of deferred tax reflects the tax consequences that would follow from the manner in which the Company expects, at the reporting date, to recover or settle the carrying amount of its assets and liabilities. Minimum Alternate Tax (MAT) Credit

Minimum alternate tax (MAT) credit is recognized in accordance with tax laws in India as an asset only when and to the extent there is convincing evidence that the Company will pay normal income tax during the specified period. The Company reviews the MAT credit at each balance sheet date and writes down the carrying amount of MAT credit entitlement to the extent there is no longer convincing evidence to the effect that the Company will pay normal income tax during the specified period.

#### 1.14 Leases

The Company assesses at contract inception whether a contract is, or contains, a lease. That is, if the contract conveys the right to control the use of an identified asset for a period of time in exchange for consideration.

##### Company as a Lessor:

Leases for which the Company is a lessor are classified as a finance or operating lease. Whenever the terms of a lease transfer substantially all the risks and rewards of ownership to the lessee, the contract is classified as a finance lease. All other leases are classified as operating leases. Rental income from operating leases is recognized on straight line basis over the term of relevant lease.

##### Company as a Lessee:

The Company applies a single recognition and measurement approach for all leases, except for short-term leases and leases of low-value assets. The Company recognizes lease liabilities to make lease payments and right-of-use assets representing the right to use the underlying assets.

The Company determines the lease term as the non-cancellable period of a lease, together with both periods covered by an option to extend the lease if the Company is reasonably certain to exercise that option; and periods covered by an option to terminate the lease if the Company is reasonably certain not to exercise that option.

In assessing whether the Company is reasonably certain to exercise an option to extend a lease, or not to exercise an option to terminate a lease, it considers all relevant facts and circumstances that create an economic incentive for the Company to exercise the option to extend the lease, or not to exercise the option to terminate the lease.

The Company revises the lease term if there is a change in the non-cancellable period of a lease.

Right of use asset: The Company recognizes right-of-use asset representing its right to use the underlying asset for the lease term at the lease commencement date. The cost of the right-of-use asset measured at inception shall comprise of the amount of the initial measurement of the lease liability adjusted for any lease payments made at or before the commencement date less any lease incentives received, plus any initial direct costs incurred and an estimate of costs to be incurred by the lessee in dismantling and removing the underlying asset or restoring the underlying asset or site on which it is located. The right-of-use assets is subsequently measured at cost less any accumulated depreciation, accumulated impairment losses, if any and adjusted for any remeasurement of the lease liability. The right-of-use assets is depreciated using the straight-line method from the commencement date over the shorter of lease term or useful life of right-of-use asset. The estimated useful lives of right-of use assets are determined on the same basis as those of property, plant and equipment. Right-of-use assets are tested for impairment whenever there is any indication that their carrying amounts may not be recoverable. Impairment loss, if any, is recognized in the statement of profit and loss.

Lease Liability: The Company measures the lease liability at present value of the future lease payments at the commencement date of the lease. In calculating the present value of lease payments, the Company uses its incremental borrowing rate at the lease commencement date because the interest rate implicit in the lease is not readily determinable. The lease liability is subsequently remeasured by increasing the carrying amount to reflect interest on the lease liability, reducing the carrying amount to reflect the lease payments made and remeasuring the carrying amount to reflect any reassessment or lease modifications or to reflect revised in-substance fixed lease payments. The company recognizes the amount of the re-measurement of lease liability due to modification as an adjustment to the right-of-use asset and statement of profit and loss depending upon the nature of modification. Where the carrying amount of the right-of-use asset is reduced to zero and there is a further reduction in the measurement of the lease liability, the Company recognizes any remaining amount of the re-measurement in statement of profit and loss.

## Short-term leases and leases of low-value assets

The Company applies the short-term lease recognition exemption to its short-term leases of buildings, machinery and equipment (i.e., those leases that have a lease term of 12 months or less from the commencement date and do not contain a purchase option). It also applies the lease of low-value assets recognition exemption to leases of office equipment that are considered to be low value. Lease payments on short-term leases and leases of low-value assets are recognized as expense on a straight-line basis over the lease term.

### 1.15 Earning Per Share (EPS)

Basic earnings per share is computed by dividing profit or loss attributable to equity shareholders by the weighted average number of equities shares outstanding during the year. Diluted earnings per share is determined by adjusting the profit or loss attributable to equity shareholders and the weighted average number of equities shares outstanding for the effects of all dilutive potential equity shares.

### 1.16 Investments in subsidiaries

Investments representing equity interest in subsidiaries carried at cost less any provision for impairment. Investments are reviewed for impairment if events or changes in circumstances indicate that the carrying amount may not be recoverable.

### 1.17 Impairment of financial instruments

The Company recognizes loss allowances for expected credit losses on financial assets measured at amortized cost and trade receivables. At each reporting date, the Company assesses whether financial assets carried at amortized cost are credit-impaired.

A financial asset is 'credit-impaired' when one or more events that have a detrimental impact on the estimated future cash flows of the financial asset have occurred.

Evidence that a financial asset is credit-impaired includes the following observable data:

- significant financial difficulty of the borrower or issuer;
- a breach of contract;
- it is probable that the borrower will enter bankruptcy or other financial reorganization; or
- the disappearance of an active market for a security because of financial difficulties.

The Company measures loss allowances at an amount equal to lifetime expected credit losses.

Loss allowances for trade receivables are always measured at an amount equal to lifetime expected credit losses. Lifetime expected credit losses are the expected credit losses that result from all possible default events over the expected life of a financial instrument.

12-month expected credit losses are the portion of expected credit losses that result from default events that are possible within 12 months after the reporting date (or a shorter period if the expected life of the instrument is less than 12 months).

In all cases, the maximum period considered when estimating expected credit losses is the maximum contractual period over which the Company is exposed to credit risk.

When determining whether the credit risk of a financial asset has increased significantly since initial recognition and when estimating expected credit losses, the Company considers reasonable and supportable information that is relevant and available without undue cost or effort. This includes both quantitative and qualitative information and analysis, based on the Company's historical experience and informed credit assessment and including forward-looking information.

## Measurement of expected credit losses

Expected credit losses are a probability-weighted estimate of credit losses. Credit losses are measured as the present value of all cash shortfalls (i.e., the difference between the cash flows due to the Company in accordance with the contract and the cash flows that the Company expects to receive).

Presentation of allowance for expected credit losses in the balance sheet Loss allowances for financial assets measured at amortized cost are deducted from the gross carrying amount of the assets.

Write-off

The gross carrying amount of a financial asset is written off (either partially or in full) to the extent that there is no realistic prospect of recovery. This is generally the case when the Company determines that the debtor does not have assets or sources of income that could generate sufficient cash flows to repay the amounts subject to the write-off. However, financial assets that are written off could still be subject to enforcement activities in order to comply with the Company's procedures for recovery of amounts due.

### 1.18 Impairment of non-financial assets

The Company assess at each reporting date whether there is any indication that the carrying amount from non-financial assets may not be recoverable. If any such indication exists, then the asset's recoverable amount is estimated and an impairment loss is recognized if the carrying amount of an asset or Cash generating unit (CGU) exceeds its estimated recoverable amount in the statement of profit and loss. Goodwill is tested annually for impairment. For the purpose of impairment testing, goodwill arising from a business combination is allocated to CGUs or groups of CGUs that are expected to benefit from the synergies of the combination.

### 1.19 Provisions and Contingent Liabilities

A Provision is recognized if, as a result of past event, the Company has a present legal obligation that is reasonably estimable, and it is probable that an outflow of economic benefits will be required to settle the present obligation. Provisions are determined by the best estimate of the outflow of economic benefits required to settle the obligation at the reporting date. Where no reliable estimate can be made, a disclosure is made as contingent liability. A disclosure for a contingent liability is also made when there is a possible obligation or a present obligation that may, but probably will not, require an outflow of resources. Where there is a possible obligation or a present obligation in respect of which the likelihood of outflow of resources is remote, no provision or disclosure is made.

### 1.20 Financial Instruments

A financial instrument is any contract that give rise to a financial asset of one entity and a financial liability or equity of another entity.

#### Initial Recognition

Financial assets and liabilities are recognized when the Company becomes a party to the contractual provisions of the instrument. Financial assets and liabilities are initially measured at fair value. Transaction costs that are directly attributable to the acquisition or issue of financial assets and financial liabilities (other than financial assets and financial liabilities at fair value through profit and loss) are added to or deducted from the fair value measured on initial recognition of financial asset or financial liability.

#### Subsequent Measurement

Financial assets at fair value through other comprehensive income

Financial assets are measured at fair value through other comprehensive income if these financial assets are held within a business whose objective is achieved both by collection contractual cash flows on specified dates to cash flows that are solely payments of principal and interest on the amount outstanding and selling financial assets.

## Financial assets at fair value through Profit and Loss

Financial assets are measured at fair value through profit and loss unless it is measured at amortized cost or at fair value through other comprehensive income on initial recognition. The transaction costs that are directly attributable to the acquisition of financial assets and liabilities at fair value through profit and loss are immediately recognized in statement of profit and loss.

### Financial liabilities

Financial liabilities are classified as measured at amortized cost or Fair Value Through Profit and Loss Account (FVTPL). A financial liability is classified as at FVTPL if it is classified as held for-trading, or it is a derivative or it is designated as such on initial recognition. Financial liabilities at FVTPL are measured at fair value and net gains and losses, including any interest expense, are recognized in statement of profit and loss. Other financial liabilities are subsequently measured at amortized cost using the effective interest method. Interest expense and foreign exchange gains and losses are recognized in statement of profit and loss. Any gain or loss on derecognition is also recognized in statement of profit and loss.

#### 1.21 Investment in Subsidiaries

Investment in Subsidiaries is carried at cost

##### De-recognition

The Company derecognizes a financial asset when the contractual rights to the cash flows from the financial asset expire or it transfers the financial asset and the transfer qualifies for derecognition as per Ind AS 109. A financial liability (or a part of a financial liability) is derecognized from the Company's balance sheet when the obligation specified in the contract is discharged or cancelled or expires.

#### 1.22 Cash and cash equivalents

For the purpose of presentation in the statement of cash flows, cash and cash equivalents includes cash on hand, deposits held at call with financial institutions, other short-term, highly liquid investments with original maturities of three months or less that are readily convertible to known amounts of cash and which are subject to an insignificant risk of changes in value.

Bank overdrafts and Cash Credit that are repayable on demand and form an integral part of our cash management are included as a component of cash and cash equivalents for the purpose of the statement of cash flows.

##### Cash flow statement

Cash flows are reported using the indirect method, whereby net profit/ (loss) before tax is adjusted for the effects of transactions of a non-cash nature and any deferrals or accruals of past or future cash receipts or payments and item of income or expenses associated with investing or financing cash flows. The cash flows from regular revenue generating (operating activities), investing and financing activities of the Company are segregated.

#### 1.23 Research and Development Costs (Product Development):

Research expenditure is recognized as an expense when it is incurred. Development expenditure on an individual project is recognized as an intangible asset when the Company can demonstrate:

- a) The technical feasibility of completing the intangible asset so that the asset will be available for use or sale.
- b) Its intention to complete and its ability and intention to use or sell the product.
- c) How the asset will generate future economic benefits.
- d) The availability of resources to complete the asset.
- e) The ability to measure reliably the expenditure during development.

Expenditure on development which does not meet the criteria for recognition as an intangible asset is recognized as an expense when it is incurred.

Items of property, plant and equipment and acquired Intangible Assets utilized for Research and Development are capitalized and depreciated in accordance with the policies stated for Property, Plant and Equipment and Intangible Assets.

### 1.24 Events after reporting date

Where events occurring after the balance sheet date provide evidence of conditions that existed at the end of the reporting period, the impact of such events is adjusted within the financial statements. Otherwise, events after the balance sheet date of material size or nature are only disclosed.

### 1.25 Recent pronouncements:

Ministry of Corporate Affairs ("MCA") notifies new standard or amendments to the existing standards under Companies (Indian Accounting Standards) Rules as issued from time to time. On March 23, 2023, MCA Issued the Companies (Indian Accounting Standards) Amendment Rules, 2023, applicable from April 1, 2023, as below:

#### Ind AS 1 – Presentation of Financial Statements

The amendments require companies to disclose the material accounting policies rather than significant accounting policies. Accounting policy information, together with other information, is material when it can reasonably be expected to influence decisions of primary users of general-purpose financial statements.

#### Ind AS 12 – Income Taxes

The amendments clarify how companies account for deferred tax on transactions such as leases and decommissioning obligations. The amendments narrowed the scope of the recognition exemption in paragraphs 15 and 24 of Ind AS 12 so that it no longer applies to transactions that, on initial recognition, give rise to equal taxable and deductible temporary differences.

#### Ind AS 8 – Accounting Policies, Changes in Accounting Estimates and Errors

The amendments will help entities to distinguish between accounting policies and accounting estimates. The definition of a change in accounting estimates has been replaced with a definition of accounting estimates. Under the new definition, accounting estimates are "monetary amounts in financial statements that are subject to measurement uncertainty". Entities develop accounting estimates if accounting policies require items in financial statements to be measured in a way that involves measurement uncertainty.

The Company is assessing the impact of these changes and will accordingly incorporate the same in the financial statements for the year ending March 31, 2024.

The accompanying notes are an integral part of these financial statements  
As per our Report of even date

The notes form an integral part of these financial statements 1 to 50  
As per our Report of even date

**For Ramasamy Koteswara Rao and Co LLP**  
Chartered Accountants  
Firm Registration Number :010396S/S200084

**Sd/-**  
**Murali Krishna Reddy Telluri**  
Partner  
M No. 223022  
UDIN: 23223022BGQJKY5860

Place: Hyderabad  
Date: 11.04.2023

Sd/  
**Vijay Kumar Deekonda**  
Whole Time Director & CFO  
DIN :06991267

Sd/-  
**Hari Singh Chauhan**  
Chief Executive Officer

Sd/-  
**Suryanarayana Simhadri**  
Director  
DIN 01951750

Sd/-  
**Kalidindi Anagha Devi**  
Company Seceretary &  
Compliance Officer

**Note No. 2**  
**Property, Plant and Equipment and Intangible Assets**

Particulars	Computer and Data processing Units	Furniture And Fixtures	Office Equipment	Plant And Machinery	Vehicles	Total
<b>Gross Block</b>						
As at 01 April 2021	50.47	2.58	27.18	82.93	-	163.16
Additions during the year	2.34	5.32	11.57	1.47	23.39	44.09
Deletions/adjustments	-	-	0.52	-	-	0.52
<b>As at 31 March 2022</b>	<b>52.81</b>	<b>7.90</b>	<b>38.23</b>	<b>84.40</b>	<b>23.39</b>	<b>206.73</b>
<b>Additions during the year</b>	<b>12.49</b>	<b>1.09</b>	<b>15.79</b>	<b>15.58</b>	<b>-</b>	<b>44.96</b>
<b>Deletions/adjustments</b>	<b>-</b>	<b>-</b>	<b>-</b>	<b>-</b>	<b>-</b>	<b>-</b>
<b>As at 31 March 2023</b>	<b>65.30</b>	<b>8.99</b>	<b>54.02</b>	<b>99.98</b>	<b>23.39</b>	<b>251.70</b>
<b>Depreciation</b>						
As at 01 April 2021	43.45	1.49	20.76	30.17	-	95.87
For the Year	3.46	1.13	5.48	9.68	0.42	20.17
Deletions/adjustments	-	-	0.46	-	-	0.46
<b>As at 31 March 2022</b>	<b>46.91</b>	<b>2.62</b>	<b>25.78</b>	<b>39.85</b>	<b>0.42</b>	<b>115.58</b>
For the Year	8.08	1.47	9.18	8.97	7.18	34.87
Deletions/adjustments	-	-	-	-	-	-
<b>As at 31 March 2023</b>	<b>54.99</b>	<b>4.09</b>	<b>34.96</b>	<b>48.82</b>	<b>7.60</b>	<b>150.45</b>
<b>Net Block</b>						
As at 31 March 2022	5.90	5.28	12.45	44.55	22.97	91.15
As at 31 March 2023	10.32	4.91	19.06	51.16	15.80	101.24



## Note 2B. Right-of-use assets

The Company has entered into lease agreements for building and took 1st, 2nd & 4th floors of a sravana complex , kamalapuri colony lane, next to L V Prasad Hospital, Road no 2, Banjara hills, Hyderabad -500034. These lease have a lease term of 3-5 years.

Particulars	Right-of-use assets	Total
<b>Gross Block</b>		
<b>As at 01 April 2021</b>	-	-
Additions during the year	60.72	60.72
Deletions/adjustments	-	-
<b>As at 31 March 2022</b>	<b>60.72</b>	<b>60.72</b>
Additions during the year	42.22	42.22
Deletions/adjustments	-	-
<b>As at 31 March 2023</b>	<b>102.95</b>	<b>102.95</b>
<b>Depreciation</b>		
<b>As at 01 April 2021</b>	-	-
For the Year	8.09	8.09
Deletions/adjustments	-	-
<b>As at 31 March 2022</b>	<b>8.09</b>	<b>8.09</b>
For the Year	36.78	36.78
Deletions/adjustments	-	-
<b>As at 31 March 2023</b>	<b>44.87</b>	<b>44.87</b>
<b>Net Block</b>		
<b>As at 31 March 2022</b>	<b>52.63</b>	<b>52.63</b>
<b>As at 31 March 2023</b>	<b>58.07</b>	<b>58.07</b>

## Note 2C.Capital work- in progress

Particulars	Furniture	Total
<b>Carrying Amount</b>	<b>110.00</b>	<b>110.00</b>
<b>As at 01 April 2021</b>	<b>110.00</b>	<b>110.00</b>
Additions during the year	-	-
Capitalised	-	-
Deletions/adjustments	-	-
<b>As at 31 March 2022</b>	<b>110.00</b>	<b>110.00</b>
Additions during the year	-	-
Capitalised	-	-
Deletions/adjustments	-	-
<b>As at 31 March 2023</b>	<b>110.00</b>	<b>110.00</b>

Ageing schedule for Capital work-in progress as at 31-03-2023

Particulars	Amount in CWIP for a period of				Total
	Less than 1 year	1-2 years	2-3 years	more than 3 years	
Furniture	-	110	-	-	110

Ageing schedule for Capital work-in progress as at 31-03-2022

Particulars	Amount in CWIP for a period of				Total
	Less than 1 year	1-2 years	2-3 years	more than 3 years	
Furniture	110	-	-	-	110

## Note 2D. Other Intangible Assets and Goodwill

Particulars	Goodwill on merger	Germ plasm	Licence Fee	Plant Variety	Trademarks	Total
<b>Gross Block</b>	-	-	-	-	-	-
<b>As at 01 April 2021</b>	1,446.08	3,447.35	66.32	89.56	212.91	5,262.23
Additions during the year	-	-	-	-	-	-
Deletions/adjustments	-	-	-	-	-	-
<b>As at 31 March 2022</b>	1,446.08	3,447.35	66.32	89.56	212.91	5,262.23
Additions during the year	-	-	-	-	-	-
Deletions/adjustments	-	-	-	-	-	-
<b>As at 31 March 2023</b>	1,446.08	3,447.35	66.32	89.56	212.91	5,262.23
<b>Amortization</b>						
<b>As at 01 April 2021</b>						
For the Year	-	-	-	-	-	-
Deletions/adjustments	-	-	-	-	-	-
<b>As at 31 March 2022</b>	-	-	-	-	-	-
For the Year	-	-	6.63	-	-	6.63
Deletions/adjustments	-	-	-	-	-	-
<b>As at 31 March 2023</b>	-	-	6.63	-	-	6.63
<b>Net Block</b>						
<b>As at 31 March 2022</b>	1,446.08	3,447.35	66.32	89.56	212.91	5,262.23
<b>As at 31 March 2023</b>	1,446.08	3,447.35	59.69	89.56	212.91	5,255.60

**Note:**

During the FY 2019-20, the company has accounted for Goodwill on Xylem Acquisition from PHI Seeds Private Limited and recognised goodwill of Rs. 1145.81 lakhs and remaining goodwill has accounted for business combination based on fair value of the identified assets, liabilities and contingent liabilities as on date of acquisition of Gradeur products limited and recognised goodwill of Rs. 300.27 lakhs.

## Note 2E. Product under development

Particulars	Project in Progress	Total
Carrying Amount	150.90	150.90
<b>As at 01 April 2021</b>	<b>150.90</b>	<b>150.90</b>
Additions during the year	153.04	153.04
less: Capitalised during the year	-	-
<b>As at 31 March 2022</b>	<b>303.93</b>	<b>303.93</b>
Additions during the year	76.84	76.84
less: Capitalised during the year	-	-
<b>As at 31 March 2023</b>	<b>380.78</b>	<b>380.78</b>

## Note 3

### Investments (Non current)

(Amount Rs. In Lakhs)

Particulars	As at 31 March 2023	As at 31 March 2022
<b>Unquoted Instruments:</b>		
<b>Investments in Equity Instruments *</b>		
Tierra Seed Science pvt ltd (Subsidiary) -Holding 20,61,856 shares and face value of Rs 10 each fully paid up.	1,578.95	1,578.95
Tidas Agrotech Private Limited (Joint Venture holding 50% share)	74.07	74.07
<b>Total</b>	<b>1,653.01</b>	<b>1,653.01</b>

\*Investment are valued at cost as in accordance to information available it is the fair value/ amortised cost.

## Note 4

### Loans and Advances (Unsecured, considered good)

Particulars	As at 31 March 2023	As at 31 March 2022
<b>Unsecured Loans to Related Parties</b>		
Tidas Agrotech Private Limited	105.21	74.34
Tierra Seed Science Pvt Ltd	-	1,101.90
Other Loans and Advances	32.00	96.30
<b>Total</b>	<b>137.21</b>	<b>1,272.54</b>

## Note 5

### Other Financial Assets (Unsecured, considered good)

Particulars	As at 31 March 2023	As at 31 March 2022
Security Deposits	54.23	40.64
<b>Total</b>	<b>54.23</b>	<b>40.64</b>

## Note 6

### Deferred tax Asset (Net)

Particulars	As at 31 March 2023	As at 31 March 2022
Deferred tax Asset on account of Property Plant and Equipment	6.44	4.35
Deferred tax asset on Account of Carried forward Losses	1,524.40	600.84
Deferred tax asset on Account of ROU Asset	3.38	-
Deferred tax asset on Account of Employee Benefit Obligations	26.06	-
Deferred tax asset on Account of MAT Credit Entitlement	46.72	46.72
Deferred Tax Liability	-	-
On account of Investments	-	-24.91
<b>Total</b>	<b>1,607.00</b>	<b>627.00</b>

## Note 7 Inventories

Particulars	As at 31 March 2023	As at 31 March 2022
Packing Material	374.86	322.01
Seeds	3,422.67	4,778.80
<b>Total</b>	<b>3,797.53</b>	<b>5,100.80</b>

### Note:

Inventories are valued at cost or Net realisable value which ever is lower as per Ind AS 2

Valuation of Inventories has been made as per Company's Accounting Policy No. 1.10

For Inventories hypothecated as security (refer note no. 16 & 21)

During the year ended March 31, 2023 the Company recorded inventory write-down expenses of Rs.1088.76 Lakhs.

## Note 8 Trade Receivables

Particulars	As at 31 March 2023	As at 31 March 2022
<b>Unsecured, considered good</b>		
Trade Receivable	2,444.30	2,450.13
Less: Allowance for credit impaired receivables	88.48	-
Less: provision for expected Sales returns	121.25	-
<b>Total</b>	<b>2,234.56</b>	<b>2,450.13</b>

### Note:

Trade Receivables are Non Interest Bearing

Refer note 44 for Trade Recievable ageing schedule

## Note 9 Cash and cash equivalent

Particulars	As at 31 March 2023	As at 31 March 2022
Cash In Hand	0.25	-
Balances with banks:	-	-
In Current Account	278.02	41.37
In Fixed Deposits with original maturity Less than 3 months	-	-
<b>Total</b>	<b>278.27</b>	<b>41.37</b>

## Note 10

### Bank Balance other than (ii) above

Particulars	As at 31 March 2023	As at 31 March 2022
<b>Earmarked balances with banks*</b>		
'Fixed Deposits with original maturity More than 3 months & Less than 12 months	332.93	332.93
<b>Total</b>	<b>332.93</b>	<b>332.93</b>

### \*Note:

"All Fixed deposits were kept with Scheduled banks only.

Earmarked balances as at March 31,2023 Rs.332.93/- lakhs is held as security in relation to repayment of borrowings"

**Note 11**

**Other Financial Assets (current)**

<b>Particulars</b>	<b>As at 31 March 2023</b>	<b>As at 31 March 2022</b>
<b>Unsecured, Considered good</b> Interest on FDs	18.98	6.34
<b>Total</b>	<b>18.98</b>	<b>6.34</b>

**Note 12**

**Current Tax Assets (Net)**

<b>Particulars</b>	<b>As at 31 March 2023</b>	<b>As at 31 March 2022</b>
TDS and TCS Receivable	25.28	23.14
<b>Total</b>	<b>25.28</b>	<b>23.14</b>

**Note 13**

**Other Current Assets**

<b>Particulars</b>	<b>As at 31 March 2023</b>	<b>As at 31 March 2022</b>
<b>Unsecured, considered good</b> Prepaid Expenses	40.88	28.40
Other Advances	147.30	151.59
Advances to Suppliers	289.40	152.13
<b>Total</b>	<b>477.59</b>	<b>332.12</b>

## Note 14

### Equity Share Capital

Particulars	As at 31st March 2023		As at 31st March 2022	
	Number	Amount (Rs.)	Number	Amount (Rs.)
<b>Authorised</b> 47,15,00,000/-Equity Shares of Rs.10/- each	4,71,50,000	4,715.00	4,71,50,000	4,715.00
<b>Issued,Subscribed &amp; Paid Up</b> 2,51,55,165/-Equity Shares of Rs.10/- each	2,51,55,165	2,515.52	2,51,55,165	2,515.52
<b>Total</b>	<b>2,51,55,165</b>	<b>2,515.52</b>	<b>2,51,55,165</b>	<b>2,515.52</b>

#### (iii) Terms/rights attached to equity shares

The Company has only one class of equity shares having par value of Re.10/- each. Each equity share holder is entitled to one vote per equity share held.

In the event of liquidation of the Company, the holders of equity shares will be entitled to receive remaining assets of the Company, after distribution of all preferential amounts. The distribution will be in proportion to the number of equity shares held by the shareholders.

#### Reconciliation of number of shares outstanding for the period

Particulars	As at 31st March 2023		As at 31st March 2022	
	In Number	Amount (Rs.)	In Number	Amount (Rs.)
Shares outstanding at the beginning of the year	2,51,55,165	2,515.52	2,51,55,165	2,515.52
Shares Issued during the year	-	-	-	-
Shares bought back during the year	-	-	-	-
Shares outstanding at the end of the year	2,51,55,165	2,515.52	2,51,55,165	2,515.52

#### Shares held by Promoters at the end of the Year

Promoter Name	As at 31 March 2023		As at 31st March 2022		% change during the Year
	No of shares held	% of total shares	No of shares held	% of total share	
Surinder Kumar Tikoo	2,25,000	0.89%	2,25,000	0.89%	-
Suresh Atluri	26,52,377	10.54%	26,52,377	10.54%	-
Parthsarathi Bhattacharya	10,00,000	3.98%	10,00,000	3.98%	-
Paturi Srinivasa Rao	5,000	0.02%	5,000	0.02%	-
Jayaramaprasad Munnangi	2,00,000	0.80%	2,00,000	0.80%	-
Nalluri Sai Charan	1,00,000	0.40%	1,00,000	0.40%	-
Satish Kumar Tondapu	11,86,901	4.72%	11,86,901	4.72%	-
Sailaja M	14,70,936	5.85%	14,70,936	5.85%	-
Visweswara Rao K	10,000	0.04%	10,000	0.04%	-
<b>Total</b>	<b>68,50,214</b>	<b>27.23%</b>	<b>68,50,214</b>	<b>27.23%</b>	



## Particulars of Share Holders Holding more than 5% shares during the period

(Amount Rs. In Lakhs)

Particulars	As at 31st March 2023		As at 31st March 2022	
	In Number	Amount (Rs.)	In Number	Amount (Rs.)
Suresh Atluri	26,52,377	10.54%	26,52,377	10.54%
KRG Polychem Private Limited	18,75,000	7.45%	18,75,000	7.45%
Adhbutham Business Solutions Private Limited	18,05,000	7.18%	18,05,000	7.18%
Challa Santha Prasad	-	-	17,55,771	6.98%
Ramakrishna Prasad Kanuri	17,49,006	6.95%	-	-
Sailaja M	14,70,936	5.85%	14,70,936	5.85%
Bikkasani Puranachander Rao	13,33,333	5.30%	-	-
<b>Total</b>	<b>1,08,85,652</b>	<b>43.27%</b>	<b>95,59,084</b>	<b>38.00%</b>

### Note 15 Other Equity

Particulars	Note No	As at 31 March 2023	As at 31 March 2022
Securities premium	15.1	3,549.25	3,549.25
Retained earnings	15.2	(4,027.74)	(1,336.78)
Other Comprehensive Income	15.3	(21.00)	(9.72)
<b>Total</b>		<b>(499.49)</b>	<b>2,202.75</b>

#### Note 15.1

Particulars	Note No	As at 31 March 2023	As at 31 March 2022
Opening balance		3,549.25	3,549.25
Add: Additions during the year		-	-
		<b>3,549.25</b>	<b>3,549.25</b>

Amount received on issue of shares in excess of the face value has been classified as securities premium. This reserve will be utilised in accordance with provisions of Section 52 of the Companies Act, 2013.

#### 15.2 Retained earnings

Particulars		As at 31 March 2023	As at 31 March 2022
Opening balance		(1,336.78)	(196.13)
Add: Net profit/(loss) for the year		(2,690.96)	(1,140.64)
	(A)	<b>(4,027.74)</b>	<b>(1,336.78)</b>
Less: Dividend distributed to equity shareholders	(B)	-	-
	<b>(A-B)</b>	<b>(4,027.74)</b>	<b>(1,336.78)</b>

Retained earnings are the profits that the Group has earned till date, less any transfers to general reserve, dividends or other distributions to shareholders.

#### 15.3 Other Comprehensive Income

Particulars	As at 31 March 2023	As at 31 March 2022
<b>Actuarial Gain or Loss &amp; FVOCI Equity on Investments :</b>		
Opening balance	(9.72)	23.83
Add: Additions during the year	(11.27)	(33.56)
Closing Balance	(21.00)	(9.72)

Other Comprehensive Income (OCI) represents the amount recognised in other equity consequent to remeasurement of Defined Benefit Plan and Exchange differences arising on translation of the foreign operations

**Note 16**

(Amount Rs. In Lakhs)

**Borrowings (Non Current)**

Particulars	As at 31 March 2023	As at 31 March 2022
<b>(a).Secured (at amortized cost)</b>		
<b>Vehicle loans from banks</b>		
i).HDFC Bank	10.97	15.90
(b).Unsecured Loans (at amortised Cost)	-	-
i).Loans from NBFC	3,620.52	3,178.89
<b>Total</b>	<b>3,631.49</b>	<b>3,194.78</b>

**Details of borrowings:**

(i) Borrowings mentioned in (a) are secured by the hypothecation of respective vehicles for which loans are availed.

Note: Current Maturities of non-current borrowings amount of Rs.4,92,891/- have been disclosed under the head Borrowings (Current) (Refer note:21)

**Note 17**
**Other financial liabilities**

Particulars	As at 31 March 2023	As at 31 March 2022
Other Loans	-	63.90
<b>Total</b>	<b>-</b>	<b>63.90</b>

**Note 18**
**Provisions (Non Current)**

Particulars	As at 31 March 2023	As at 31 March 2022
Provision for Gratuity (Refer note-38)	39.87	30.20
Provision For Leave Encashment (Refer Note-38)	25.24	22.05
<b>Total</b>	<b>65.11</b>	<b>52.25</b>

Note: Refer Note No.37 for more details

**Note 19**
**Lease Liabilities-(Non Current)**

Particulars	As at 31 March 2023	As at 31 March 2022
<b>Lease Liabilities- amortised Cost</b>	<b>35.91</b>	<b>37.91</b>
<b>Total</b>	<b>35.91</b>	<b>37.91</b>

**Note 20**
**Other non-Current liabilities**

Particulars	As at 31 March 2023	As at 31 March 2022
Security Deposit	381.70	349.42
Aditya Birla Finance Ltd	491.28	494.67
<b>Total</b>	<b>872.98</b>	<b>844.09</b>

**Note 21**

**Borrowings (Current)**

Particulars	As at 31 March 2023	As at 31 March 2022
<b>a).Secured Loans from Banks</b>		
<b>Repayable on Demand</b>		
i).HDFC CC Account-50200044477941	486.97	1,448.50
ii).Kotak-7913017644-OD Account	485.08	483.52
iii).Kotak Short Term Loans	500.00	1,000.00
iv).Kotak-7945062568-OD	93.10	148.16
v).HDFC Term Loan(ECLGS Scheme)	79.95	133.36
vi).Kotak Term Loan(ECLGS Scheme)	139.88	235.40
vii).Current Maturities of Vehicle Loans	4.93	4.59
viii).HDFC Farmer Funding	-	500.00
<b>c).Unsecured Loans from Related Parties</b>	-	-
i).Munnangi Jayaram Prasad (Director)	351.10	-
ii).B Mohan Krishna	795.78	516.67
iii).Paturi Srinivasa Rao	107.52	100.32
iii).Tierra Seed Science Private Limited	571.60	-
<b>d).Unsecured loans from others</b>	-	-
i).Helical Tubes & Ducts Pvt Ltd	60.00	60.00
ii).Jyoti Bio Energy Limited	473.68	254.36
iii).Sai Naren Holdings Private Limited	-	50.87
iv).Challa Kodanda Ram	104.38	-
v).Karafa Products Private Limited	212.70	-
vi).Prasad Seeds Private Limited	37.67	-
vii).Ande Pratap Reddy	405.07	-
viii).).A Shakuntala Devi	505.73	-
ix).Other Loans	77.00	-
<b>Total</b>	<b>5,492.15</b>	<b>4,935.76</b>

**Details of borrowings:**

(1) Cash Credit (CC),Overdraft(OD) and Others mentioned in (a) amounting to Rs. 571.86 lakhs (31 March 2022: Rs.2086.46) were obtained from HDFC Bank Reamaining amount mentioned in (a) amounting to Rs. 1218.06 lakhs (31 March 2022: Rs.1867.08) obtained from Kotak Bank respectively are secured by way of:  
HDFC Bank security details

**a).Primary Security:**

i.The loan from HDFC Bank is primary secured against stock less than 180 days book debts and personal guarantee given by Mr. Ch. Rajendra Prasad and Fixed Deposit of 20% as security.

**b).Collateral Security:**

Pledge of equity shares of the company.

**c).Guarantees: Personal guarantees of**

ii).Mr.Surinder Tikoo

iii).Mr.PS Batttacharya

iv) Mr. Challa Rajendra Prasad.

## Kotak Mahindra Bank Security details

### a).Primary Security:

i.The loan from Kotak Mahindra Bank is primary first charge on all existing and future current assets/moveable fixed assets along with HDFC bank under MBA.

### b).Collateral Security:

i). Pledge equity of 34,50,439 No's equity shares of the company.

### c).Guarantees: Personal guarantees of

i).Mr,Suresh Atluri

ii).Mr.Surinder Tikoo

iii).Mr.PS Batttacharya

iv) Mr. Challa Rajendra Prasad.

## Note 22

### Trade Payables

Particulars	As at 31 March 2023	As at 31 March 2022
(a).Outstanding dues to micro enterprises and small enterprises	112.69	61.49
(b).Outstanding dues to creditors other than micro enterprises and small enterprises	2,066.97	1,822.77
<b>Total</b>	<b>2,179.66</b>	<b>1,884.26</b>

Note: Refer note 45 for trade payable ageing schedule

## Note 23

### Lease Liabilities(Current)

Particulars	As at 31 March 2023	As at 31 March 2022
Current maturities of Lease Liabilities-amortised Cost	35.61	18.41
<b>Total</b>	<b>35.61</b>	<b>18.41</b>

## Note 24

### Other Financial Liabilities

Particulars	As at 31 March 2023	As at 31 March 2022
Salary Payable	5.76	1.63
Bonus Payable	9.11	11.11
Sitting Fees Payable	1.00	-
Organizer Commission Payable	44.57	51.61
Incentives Payable	0.25	-
Interest Payable	15.33	25.08
Other Expenses Payables	92.98	23.71
<b>Total</b>	<b>169.00</b>	<b>113.13</b>

**Note No 25**  
**Provisions( Current)**

<b>Particulars</b>	<b>As at 31 March 2023</b>	<b>As at 31 March 2022</b>
Provision for Income Tax	4.67	4.67
Provision for Discounts	229.93	309.82
Provision for Gratuity (Refer note-37)	28.87	21.85
Provision For Leave Encashment (Refer Note-37)	24.60	24.90
<b>Total</b>	<b>288.06</b>	<b>361.24</b>

**Note 26**  
**Other Current Liabilities**

<b>Particulars</b>	<b>As at 31 March 2023</b>	<b>As at 31 March 2022</b>
Provision for Audit Fees	9.66	10.73
Provident fund payable	15.25	12.29
ESI Payable	0.31	0.34
TDS & TCS Payable	43.82	32.17
Professional Tax Payable	0.38	0.36
Advance From Customers	1,662.05	1,412.23
GST Payable	4.81	7.86
<b>Total</b>	<b>1,736.28</b>	<b>1,475.98</b>

(Amount Rs. In Lakhs)

## Note 27

### Revenue from operations

Particulars	For the year Ended 31 March, 2023	For the year Ended 31 March, 2022
Sale of Seeds	7,518.09	7,193.38
Less: BP Discount	1,506.63	1,536.75
<b>Total</b>	<b>6,011.46</b>	<b>5,656.63</b>

## Note 28

### Other Income

Particulars	For the year Ended 31 March, 2023	For the year Ended 31 March, 2022
Interest on Fixed Deposits	14.04	13.92
Creditor Balances Written Back	32.19	-
Interest Income on Rental deposit -Ind as	1.07	0.19
Employee Notice Period Recovery	4.80	-
Interest Income On LIC Fund	6.49	-
Other Income	-	4.19
<b>Total</b>	<b>58.58</b>	<b>18.29</b>

## Note 29

### Purchases and Direct Expenses

Particulars	For the year Ended 31 March, 2023	For the year Ended 31 March, 2022
Packing Material & Other Purchases	418.51	454.20
Purchase of Seeds	3,160.96	2,565.06
Logistic Expenses	301.00	249.50
Production Expenses	170.09	183.91
<b>Total</b>	<b>4,050.56</b>	<b>3,452.66</b>

## Note 30

### Changes in inventories of finished goods work-in-progress and Stock-in-Trade

Particulars	For the year Ended 31 March, 2023	For the year Ended 31 March, 2022
Opening Stock:		
Packing Material	322.01	195.31
Seeds	4,778.80	5,539.79
<b>Sub Total (a)</b>	<b>5,100.80</b>	<b>5,735.11</b>
Closing Stock:		
Packing Material	374.86	322.01
Seeds	3,422.67	4,778.80
<b>Sub Total (b)</b>	<b>3,797.53</b>	<b>5,100.80</b>
<b>Total (a-b)</b>	<b>1,303.27</b>	<b>634.30</b>

(Amount Rs. In Lakhs)

## Note 31

### Employee Benefit Expenses

Particulars	For the year Ended 31 March, 2023	For the year Ended 31 March, 2022
Salaries, Wages & Bonus	1,417.12	1,156.33
Staff welfare expenses	2.68	8.12
ESI Contribution	3.16	3.66
Provident Fund & PF Admin	90.73	80.61
Insurance	36.54	9.79
Gratuity	20.66	14.71
Leave encashment	14.92	22.38
<b>Total</b>	<b>1,585.82</b>	<b>1,295.59</b>

## Note 32

### Finance cost

Particulars	For the year Ended 31 March, 2023	For the year Ended 31 March, 2022
Interest on Loan	1,070.43	823.08
Interest Paid to Others	56.08	41.37
Interest on MSME Creditors	0.96	-
Interest on Lease	6.81	1.60
Bank charges	1.56	-
Loan Processing charges	7.69	5.54
<b>Total</b>	<b>1,143.54</b>	<b>871.58</b>

## Note 33

### Depreciation and Amortisation

Particulars	For the year Ended 31 March, 2023	For the year Ended 31 March, 2022
a) Depreciation and Amortisation	41.50	20.18
b) Depreciation on Right-of-use assets	36.78	8.09
<b>Total</b>	<b>78.28</b>	<b>28.27</b>

**Note 34**

(Amount Rs. In Lakhs)

**Other Expenses**

<b>Particulars</b>	<b>For the year Ended 31 March, 2023</b>	<b>For the year Ended 31 March, 2022</b>
Audit Fee	7.00	7.75
Professional Charges	90.99	60.61
Internet Hosting Charges	1.47	4.68
Telephone Charges	1.29	1.02
Field Assistant Expenses	142.34	115.55
Field Day Expenses	3.89	14.75
Travelling Expenses	372.35	272.87
Internal Audit Fees	6.00	6.00
Sales and Marketing Expenses	159.05	67.05
Conveyance Expenses	5.73	3.31
Books & Periodicals	0.04	0.05
Rent	3.03	42.42
Rates & Taxes	55.05	61.52
Computer Mainatance	13.53	4.67
Printing & Stationery	3.40	3.78
Office Expenses	29.35	19.67
Provision for Expected Credit Losses	88.48	-
R&D Expenses	574.47	325.06
Postage & Courier	4.45	1.27
Other Expenses	8.02	4.44
Dismantling Charges	-	6.00
Director's Sitting Fee	5.30	6.75
Merger Expenses	-	5.72
Listing Fees	0.50	3.54
<b>Total</b>	<b>1,575.73</b>	<b>1,038.48</b>

**Note 34.1**

**Audit Fees**

<b>Particulars</b>	<b>For the year Ended 31 March, 2023</b>	<b>For the year Ended 31 March, 2022</b>
(a) For statutory audit	6.25	7.00
(b).For Tax Audit	0.75	0.75
(c).Reimbursement of Expenses	-	-
<b>Total</b>	<b>7.00</b>	<b>7.75</b>



### 35. Income Tax

The major components of income tax expenses for the year ended 31 March 2023 and 31 March 2022 are as follows:

Profit or loss section	31 March 2023	31 March 2022
Current tax expense	-	-
Adjustment of tax relating to earlier periods	-	-
MAT credit utilisation	-	-
Deferred tax	(976.20)	(439.88)
<b>Total income tax expense recognised in Statement of Profit and Loss</b>	<b>(976.20)</b>	<b>(439.88)</b>

OCI section	31 March 2023	31 March 2022
Tax Effect on OCI items	3.79	(0.67)
<b>Income tax charged to OCI</b>	<b>3.79</b>	<b>(0.67)</b>

(a) The income tax expense for the year can be reconciled to the accounting profit as follows:

Particulars	31 March 2023	31 March 2022
Profit before tax	(3,667.16)	(1,645.97)
Enacted income tax rate in India	25.17%	25.17%
Computed expected tax expense	(923.02)	(414.29)
<b>Add/(Less): Tax effect on account of:</b>	-	-
Items which are not tax deductible for computing taxable income	22.27	3.23
Adjustments for prior periods	-	-
Effect of items which are not taxable for computing taxable income	-	-
Others	30.91	22.35
<b>Income tax expense recognised in the Statement of Profit and Loss</b>	<b>(976.21)</b>	<b>(439.87)</b>

Deferred tax	31 March 2023	31 March 2022
Deferred tax asset/(liability) (net)	1,560.28	580.28
MAT credit entitlement	46.72	46.72
<b>Deferred tax asset (net)</b>	<b>1,607.00</b>	<b>627.00</b>

**(b) Deferred tax (liabilities)/assets (net) as at 31 March 2023, as detailed below reflect the quantum of tax liabilities/(assets) accrued upto 31 March 2023**

2022-23	Opening balance	Recognised in Statement of profit and loss	Recognised in other comprehensive income	MAT Credit availed / (utilization)	Closing balance
<b>Deferred tax (liabilities) /assets in relation to:</b>					
MAT credit	46.72	-	-	-	46.72
Timing difference on:	-	-	-	-	-
-Property, plant and equipment	4.35	2.09	-	-	6.44
-Carried forward losses	601.51	922.89	-	-	1,524.40
-Right of use assets	-	3.38	-	-	3.38
-Remeasurement of defined benefit plans	(0.67)	22.93	3.79	-	26.06
-on account of Investments	(24.91)	24.91	-	-	-
<b>Deferred tax (liabilities) /assets (Net)</b>	<b>627.00</b>	<b>976.20</b>	<b>3.79</b>	<b>-</b>	<b>1,607.00</b>

**(c) Deferred tax (liabilities)/assets (net) as at 31 March 2022, as detailed below reflect the quantum of tax liabilities/(assets) accrued upto 31 March 2022**

2021-22	Opening balance	Recognised in Statement of profit and loss	Recognised in other comprehensive income	MAT Credit availed / (utilization)	Closing balance
<b>Deferred tax (liabilities) /assets in relation to:</b>					
Deferred tax (liabilities) /assets in relation to:					
MAT credit	46.72	-	-	-	46.72
Timing difference on:	-	-	-	-	-
-Property, plant and equipment	4.81	(0.46)	-	-	4.35
-Carried forward losses	136.51	465.00	-	-	601.51
-Right of use assets	-	-	-	-	-
-Remeasurement of defined benefit plans	-	-	(0.67)	-	(0.67)
-on account of Investments	-	(24.91)	-	-	(24.91)
<b>Deferred tax (liabilities) /assets (Net)</b>	<b>188.04</b>	<b>439.63</b>	<b>(0.67)</b>	<b>-</b>	<b>627.00</b>

### 36. Earnings Per Equity Share :

“Basic EPS amounts are calculated by dividing the profit for the year attributable to equity holders by the weighted average number of Equity shares outstanding during the year.

Diluted earnings per share is calculated by dividing the profit/(loss) attributable to equity holders (after adjusting for interest on the Compulsory convertible debentures) by the weighted average number of equity shares outstanding during the period/year plus the weighted average number of equity shares that would be issued on conversion of all the dilutive potential equity shares into equity shares.

#### Earnings per equity share

Particulars	For the Year Ended 31 March 2023	For the Year Ended 31 March 2022
Profit attributable to equity shareholders	(2,691)	(1,206)
No of Equity shares Outstanding	2,51,55,165	2,51,55,165
<b>Weighted average number of equity shares for Basic EPS (Nos.)</b>	<b>2,51,55,165</b>	<b>2,51,55,165</b>
Effect of dilutive equivalent Potential Equity shares if any	-	-
<b>Weighted average number of equity shares for dilutive EPS (Nos.)</b>	<b>2,51,55,165</b>	<b>2,51,55,165</b>
Face value per equity share (Rs.)	10.00	10.00
<b>Basic Earnings Per share (Face Value of Rs 10 each)</b>	<b>-10.70</b>	<b>-4.79</b>
<b>Diluted Earnings Per share ( Face Value of Rs 10 each).</b>	<b>-10.70</b>	<b>-4.79</b>

### 37.Retirement Benefit Obligations

#### A.Expense recognised for Defined contribution plan

Particulars	For the Year Ended 31 March 2023	For the Year Ended 31 March 2022
Company's contribution to Provident Fund	90.73	80.61
Company's contribution to ESI	3.16	3.66

B. Below tables sets forth the changes in the projected benefit obligation and plan assets and amounts recognised in the standalone Balance Sheet as at March 31, 2023 and March 31, 2022, being the respective measurement dates:

I. Change in Defined Benefit Obligation

Particulars	Gratuity		Leave Encashment(Unfunded)	
	Financial Year Ending 31/03/2023	Financial Year Ending 31/03/2022	Financial Year Ending 31/03/2023	Financial Year Ending 31/03/2022
<b>Defined Benefit Obligation at the beginning</b>	<b>48.60</b>	<b>30.82</b>	<b>46.94</b>	<b>43.02</b>
Current Service Cost	18.74	14.10	11.86	19.87
Past Service Cost	-	-	-	-
(Gain)/ Loss on settlements	-	-	-	-
Interest Expense	2.91	1.53	3.06	2.51
Benefit Payments from Plan Assets	-	-	-	-
Benefit Payments from Employer	(17.84)	(17.31)	(10.35)	(13.27)
Settlement Payments from Plan Assets	-	-	-	-
Settlement Payments from Employer	-	-	-	-
Other (Employee Contribution, Taxes, Expenses)	-	-	-	-
Increase / (Decrease) due to effect of any business combination / divestiture / transfer	-	-	-	-
Increase / (Decrease) due to Plan combination	-	-	-	-
Remeasurements - Due to Demographic Assumptions	0.80	-	0.17	-
Remeasurements - Due to Financial Assumptions	(0.25)	(0.45)	(0.14)	(0.26)
Remeasurements - Due to Experience Adjustments	15.79	19.90	(1.71)	(4.94)
<b>Defined Benefit Obligation at the end</b>	<b>68.74</b>	<b>48.60</b>	<b>49.84</b>	<b>46.95</b>
<b>Discount Rate</b>	<b>7.51%</b>	<b>7.33%</b>	<b>7.51%</b>	<b>7.33%</b>
<b>Salary Escalation Rate</b>	<b>10.00%</b>	<b>10.00%</b>	<b>10.00%</b>	<b>10.00%</b>

II. Components of Defined Benefit Cost

Gratuity Leave Encashment (Unfunded)

Particulars	Financial Year Ending 31/03/2023	Financial Year Ending 31/03/2022	Financial Year Ending 31/03/2023	Financial Year Ending 31/03/2022
Current Service Cost	18.74	14.10	11.86	19.87
Past Service Cost	-	-	-	-
(Gain) / Loss on Settlements	-	-	-	-
Reimbursement Service Cost	-	-	-	-
<b>Total Service Cost</b>	<b>18.74</b>	<b>14.10</b>	<b>11.86</b>	<b>19.87</b>
Interest Expense on DBO	2.91	1.53	3.06	2.51
Interest (Income) on Plan Assets	(0.99)	(0.92)	-	-
Interest (Income) on Reimbursement Rights	-	-	-	-
Interest Expense on (Asset Ceiling) / Onerous Liability	-	-	-	-
<b>Total Net Interest Cost</b>	<b>1.92</b>	<b>0.61</b>	<b>3.06</b>	<b>2.51</b>
Reimbursement of Other Long Term Benefits	-	-	-	-
<b>Defined Benefit Cost included in P &amp; L</b>	<b>20.66</b>	<b>14.71</b>	<b>14.92</b>	<b>22.38</b>
Remeasurements - Due to Demographic Assumptions	0.80	-	0.17	-
Remeasurements - Due to Financial Assumptions	(0.25)	(0.45)	(0.14)	(0.26)
Remeasurements - Due to Experience Adjustments	15.79	19.90	(1.71)	(4.94)
(Return) on Plan Assets (Excluding Interest Income)	0.41	1.34	-	-
(Return) on Reimbursement Rights	-	-	-	-
Changes in Asset Ceiling / Onerous Liability	-	-	-	-
Total Remeasurements in OCI	16.75	20.79	(1.69)	(5.19)
Total Defined Benefit Cost recognized in P&L and OCI	37.41	35.50	13.24	17.19
Discount Rate	7.51%	7.33%	7.51%	7.33%
Salary Escalation Rate	10.00%	10.00%	10.00%	10.00%

III. Change in Fair Value of Plan Assets

Particulars	Gratuity		Leave Encashment(Unfunded)	
	Financial Year Ending 31/03/2023	Financial Year Ending 31/03/2022	Financial Year Ending 31/03/2023	Financial Year Ending 31/03/2022
<b>Fair Value of Plan Assets at the beginning</b>	<b>13.46</b>	<b>12.79</b>	-	-
Interest Income	0.99	0.92	-	-
Employer Contributions	-	1.09	-	-
Employer Direct Benefit Payments	(17.84)	17.31	10.35	13.27
Employer Direct Settlement Payments	-	-	-	-
Benefit Payments from Plan Assets	-	-	-	-
Benefit Payments from Employer	(17.84)	(17.31)	(10.35)	(13.27)
Settlement Payments from Plan Assets	-	-	-	-
Settlement Payments from Employer	-	-	-	-
Other (Employee Contribution, Taxes, Expenses)	-	-	-	-
Increase / (Decrease) due to effect of any business combination / divestiture / transfer)	-	-	-	-
Increase / (Decrease) due to Plan combination	-	-	-	-
Remeasurements - Return on Assets (Excluding Interest Income)	(0.41)	(1.34)	-	-
<b>Fair Value of Plan Assets at the end</b>	<b>14.04</b>	<b>13.46</b>	-	-

Weighted Average Asset Allocations at end of current period

Particulars	Gratuity		Leave Encashment(Unfunded)	
	Financial Year Ending 31/03/2023	Financial Year Ending 31/03/2022	Financial Year Ending 31/03/2023	Financial Year Ending 31/03/2022
Equities	0%	0%	0%	0%
Bonds	0%	0%	0%	0%
Gilts	0%	0%	0%	0%
Insurance Policies	100%	100%	100%	100%
<b>Total</b>	<b>100%</b>	<b>100%</b>	<b>100%</b>	<b>100%</b>

IV. Amounts recognized in the Statement of Financial Position

Particulars	Gratuity		Leave Encashment(Unfunded)	
	Financial Year Ending 31/03/2023	Financial Year Ending 31/03/2022	Financial Year Ending 31/03/2023	Financial Year Ending 31/03/2022
Defined Benefit Obligation	68.74	48.60	49.84	46.95
Fair Value of Plan Assets	14.04	13.46	-	-
<b>Funded Status</b>	<b>54.70</b>	<b>35.13</b>	<b>49.84</b>	<b>46.95</b>
Effect of Asset Ceiling / Onerous Liability	-	-	-	-
<b>Net Defined Benefit Liability / (Asset)</b>	<b>54.70</b>	<b>35.13</b>	<b>49.84</b>	<b>46.95</b>
<b>Of which, Short term Liability</b>	<b>28.87</b>	<b>18.82</b>	<b>24.60</b>	<b>24.90</b>



V. Net Defined Benefit Liability / (Asset) reconciliation

Leave Encashment(Unfunded)

Gratuity

Particulars	Financial Year Ending 31/03/2023	Financial Year Ending 31/03/2022	Financial Year Ending 31/03/2023	Financial Year Ending 31/03/2022
<b>Net Defined Benefit Liability / (Asset) at the beginning</b>	<b>35.13</b>	<b>16.70</b>	<b>46.95</b>	<b>43.02</b>
Defined Benefit Cost included in P & L	20.66	14.71	14.92	22.38
Total Remeasurements included in OCI	16.75	20.79	(1.69)	(5.19)
Net Transfer In / (Out) (Including the effect of any business combination / divestiture)	-	-	-	-
Amount recognized due to Plan Combinations	-	-	-	-
Employer Contributions	-	(1.09)	-	-
Employer Direct Benefit Payments	(17.84)	(17.31)	(10.35)	(13.27)
Employer Direct Settlement Payments	-	-	-	-
Credit to Reimbursements	-	-	-	-
<b>Net Defined Benefit Liability / (Asset) at the end</b>	<b>54.70</b>	<b>33.80</b>	<b>49.84</b>	<b>46.95</b>

VI. Experience Adjustments on Present Value of DBO and Plan Assets

Particulars	Gratuity		Leave Encashment(Unfunded)	
	Financial Year Ending 31/03/2023	Financial Year Ending 31/03/2022	Financial Year Ending 31/03/2023	Financial Year Ending 31/03/2022
(Gain) / Loss on Plan Liabilities	15.79	19.90	(1.71)	(4.94)
% of Opening Plan Liabilities	32.50%	64.56%	-3.65%	(11.47%)
Gain / (Loss) on Plan Assets	-0.41	-1.34	-	-
% of Opening Plan Assets	3.02%	(10.45%)	-	-

VII. Sensitivity Analysis Discount Rate, Salary Escalation Rate and Withdrawal Rate are significant actuarial assumptions. The change in the Present Value of Defined Benefit Obligation for a change of 100 Basis Points from the assumed assumption is given below:

Scenario	Gratuity		Leave Encashment(Unfunded)	
	Percentage Change	DBO	Percentage Change	DBO
Under Base Scenario	0.00%	68,74,400	0.0%	49,83,724
Salary Escalation - Up by 1%	2.67%	70,57,700	2.3%	50,97,308
Salary Escalation - Down by 1%	-2.57%	66,97,500	-2.2%	48,73,453
Withdrawal Rates - Up by 1%	-0.52%	66,38,000	-0.2%	49,75,966
Withdrawal Rates - Down by 1%	0.54%	69,11,570	0.2%	49,91,833
Discount Rates - Up by 1%	-1.97%	67,39,291	-1.6%	49,05,796
Discount Rates - Down by 1%	2.08%	70,17,660	1.6%	50,65,927

VIII. Bifurcation of Present Value of Obligations at the end of the valuation period as per Schedule III of the Companies Act, 2013

Particulars	Gratuity		Leave Encashment(Unfunded)	
	Financial Year Ending 31/03/2023	Financial Year Ending 31/03/2022	Financial Year Ending 31/03/2023	Financial Year Ending 31/03/2022
Current Liabilities	28.87	21.85	24.60	24.90
Non- current Liabilities	39.87	30.20	25.24	22.05

**38. Contingencies and Commitments:****Claims against the company acknowledged as debts**

i) On account of Direct tax matter\* - Rs. Nil (31 march 2022 :Nil)

ii) Other claims#

In the ordinary course of business, the Company faces claims and assertions by various parties. The Company assesses such claims and assertions and monitors the legal environment on an ongoing basis, with the assistance of external legal counsel, wherever necessary. The Company records a liability for any claims where a potential loss is probable and capable of being estimated and discloses such matters in its financial statements, if material. For potential losses that are considered possible, but not probable, the Company provides disclosure in the financial statements but does not record a liability in its accounts unless the loss becomes probable.

The following is a description of claims and assertions where a potential loss is possible, but not probable. The Company believes that none of the contingencies described below would have a material adverse effect on the Company's financial condition, results of operations or cash flows.

**#Claims**

There are various claims against the Company, the majority of which pertain to government body investigations with regards to regulatory compliances (Regulation of Supply, Distribution, Sale and fixation of Sale Price Act, Essential Commodities Act, Andhra Pradesh Cotton Seeds Act) for seed sampling failure and consumer complaints under the consumer protection Act 1986 & 2019 regarding with this matter the amount of possible liability is not ascertainable based on the opinion given by the external legal counsel accordingly the same has disclosed in accordance with Ind AS 37 Provisions, Contingent Liabilities and Contingent Assets.

**39.Related Party Transactions****a)Following is the list of related parties and their relationships**

Sl No	Name of the Related Party	Nature of Relationship
1	Tierra Seed Science Private Limited	Subsidiary of holding company
2	Tidas Agrotech Private Limited	Joint Venture
3	Vijay Kumar Deekonda	Director & CFO
4	Sridevi Dasari	Director (till 02-09-2022)
5	Srinivasa Rao Paturi	Director
6	Suryanarayana Simhadri	Director
7	Bandi Mohan Krishna	Director
8	Venkata Krishna Rau Gogineni	Director
9	Munnangi Jayaram Prasad	Director
10	Neha Soni	Director
11	Hari Singh Chauhan	Chief executive Officer
12	A.V. Kiran	Company Secretary
13	Haripriya	Company Secretary
14	K Anagha Devi	Company Secretary

## a). Related party transactions for the year are as follows:

Sl No	Name of the Related Party	Nature of Relationship	Particulars	Year Ended 31 March 2023	Year Ended 31 March 2022
1	Tierra Seed Science Private Limited	Subsidiary company	Sale of products Loans & Advances Given Loans & Advances Repaid Advance to subsidiary company	- 126.50 1,800.00 0.65	81.78 126.40 - -
2	Tidas Agrotech Private Limited	Joint Venture	Loans/Advances Given	30.87	47.09
3	Vijay Kumar Deekonda	Whole time Director	Remuneration Paid	13.80	13.80
4	Sridevi Dasari	Director	Sitting Fees Paid	0.40	1.30
5	Srinivasa Rao Paturi	Director	Sitting Fees Paid Loan Rent	0.60 7.20 1.44	0.65 100.00 1.44
6	Suryanarayana Simhadri	Director	Sitting Fees Paid	1.00	1.25
7	Bandi Mohan Krishna	Director	Sitting Fees Paid Loan	0.80 279.12	0.95 766.67
8	Venkata Krishna Rau Gogineni	Director	Sitting Fees Paid	0.70	1.20
9	Munnanghi Jayaram Prasad	Director	Sitting Fees Paid Loan	0.30 350.00	- -
10	Neha Soni	Director	Sitting Fees Paid	0.50	-
11	Hari Singh Chauhan	Chief executive Officer	Remuneration	183.43	21.79
12	Haripriya	Company Secretary	Remuneration	0.67	-
13	K Anagha Devi	Company Secretary	Remuneration	2.30	-
14	AV Kiran	Company Secretary	Remuneration	-	3.96

## b). Related party outstanding balances as a are as follows:--

Sl No	Name of the Related Party	Nature of Relationship	Particulars	Balances outstanding as at 31 March 2023	Balances outstanding as at 31 March 2022
1	Tierra Seed Science Private Limited	Subsidiary of holding company	Trade Receivable Loans	(600.72) 571.60	(600.01) (1,101.90)
2	Tidas Agrotech Private Limited	Joint Venture	Loans & Advances	(105.21)	(74.34)
3	Sridevi Dasari	Director	Sitting Fees Payable	-	1.17
4	Srinivasa Rao Paturi	Director	Sitting Fees Payable Loan	0.14 107.52	0.59 100.31
5	Suryanarayana Simhadri	Director	Sitting Fees Payable	0.18	1.13
6	Bandi Mohan Krishna	Director	Sitting Fees Payable Loan	0.14 795.78	0.86 516.67
7	Venkata Krishna Rau Gogineni	Director	Sitting Fees Payable	0.14	1.08
8	Munnanghi Jayaram Prasad	Director	Sitting Fees Payable Loan	0.09 351.10	- -

**40. The disclosure pursuant to the Micro, Small and Medium Enterprises Development Act, 2006, (MSMED Act) for dues to micro enterprises and small enterprises as at March 31, 2023 and March 31, 2022 is as under**

Particulars	As at 31 March 2023	As at 31 March 2022
a). the principal amount and the interest due thereon (to be shown separately) remaining unpaid to any supplier at the end of each accounting year;	112.69	61.49
b). the amount of interest paid by the buyer in terms of section 16 of the Micro, Small and Medium Enterprises Development Act, 2006 (27 of 2006), along with the amount of the payment made to the supplier beyond the appointed day during each accounting year;	-	-
c). the amount of interest due and payable for the period of delay in making payment ( which has been paid but beyond the appointed day during the year) but without adding the interest specified under the Micro, Small and Medium Enterprises Development Act, 2006;	-	-
d). the amount of interest accrued and remaining unpaid at the end of each accounting year; and the amount of further interest remaining due and payable even in the succeeding years, until such date when the interest	0.95	-
e). dues above are actually paid to the small enterprise, for the purpose of disallowance of a deductible expenditure under section 23 of the Micro, Small and Medium Enterprises Development Act, 2006.	-	-

Note: The list of undertakings covered under MSMED Act was determined by the Company on the basis of information available with the Company.

Note 41. Disclosure pursuant to Indian Accounting Standard (Ind AS) 108 "Operating Segments"

a). The Company's operations predominantly consist of Sale of Agriculture Seeds. The Company's Chief Operating Decision Maker (CODM) review the operations of the company as a single reportable segment only. Hence there are no reportable segments under Ind AS 108. Accordingly, the disclosure requirements specified in paragraphs 22 to 30 are not applicable.

**b) .Geographical information**

The Company operates in single principal geographical area i.e., India. Though the Company has operations across various geographies within India, the same are considered as a single operating segment considering the following factors

- These operating segments have similar long term gross profit margins
- The nature of the products and production processes are similar and the methods used to distribute the products to the customers are the same.

c). In view of the above mentioned classification of business and geographical segments the particulars relating to Segment revenue and results, Segment assets and liabilities, Other segment information, revenue from major products and services, geographical information are not required to be furnished.



## 42. Financial Instruments

### A. Accounting classifications and fair values

The following table shows the carrying amounts and fair values of financial assets and financial liabilities, including their levels in the fair value hierarchy.

Particulars	As at 31 March 2023		As at 31 March 2022	
	Amortised Cost	Fair Value	Amortised Cost	Fair Value
<b>Financial Assets</b>				
Investments	1,653.01	-	1,653.01	-
Other Financial Assets (Non Current)	54.23	-	1,313.18	-
Trade Receivables	2,234.56	-	2,450.13	-
Cash and cash equivalents	278.27	-	41.37	-
Bank Balance other than (ii) above	332.93	-	332.93	-
Other Financial Assets ( Current)	18.98	-	6.34	-
<b>Total Financial Assets</b>	<b>4,571.97</b>	-	<b>5,796.96</b>	-
<b>Financial liabilities</b>				
<b>Non Current</b>				
Borrowings	3,631.49	-	3,194.78	-
Other Financial Liabilities	-	-	63.90	-
<b>Current</b>				
Borrowings	5,492.15	-	4,935.76	-
Trade payables	-	-	1,884.26	-
Lease Liabilities	35.61	-	18.41	-
Other financial liabilities	169.00	-	113.13	-
	-	-	-	-
<b>Total Financial liabilities</b>	<b>9,328.24</b>	-	<b>10,210.24</b>	-

"The fair value of trade receivables, other financial assets, cash and cash equivalents, other bank balances, borrowings, trade payables and other financial liabilities approximate their carrying amount largely due to short-term nature of these instruments.

### Measurement of fair values

#### i). Transfer between Level 1 and 2

There have been no transfers from Level 2 to Level 1 or vice-versa in the current year and no transfers in either direction in previous year.

## 43. Financial risk management objectives and policies

The Company's financial liabilities comprise mainly of borrowings, trade payables and other payables. The Company's financial assets comprise mainly of investments, cash and cash equivalents, other balances with banks, loans, trade receivables and other receivables.

The Company's risk management policies are established to identify and analyse the risks faced by the Company, to set appropriate risk limits and controls and to monitor risks and adherence to limits. Risk management policies and systems are reviewed regularly to reflect changes in market conditions and the Company's activities.

The Board of Directors of the Company has overall responsibility for the establishment and oversight of the Company's risk management framework. In performing its operating, investing and financing activities, the Company is exposed to the Credit risk and Liquidity risk.

1. Market Risk: Market risk is the risk of loss of future earnings, fair values or future cash flows that may result from change in the price of a financial instrument. The value of a financial instrument may change as result of

change in the interest rates, foreign currency exchange rates, equity prices and other market changes may affect market risk sensitive instruments. Market risk is attributable to all market risk sensitive financial instruments and deposits, foreign currency receivables, payables and loans and borrowings. Market risk comprises mainly three types of risk:

Interest rate risk, currency risk and other price risk such as equity price risk and commodity risk.

The Company has an elaborate risk management system to inform Board Members about risk management and minimization procedures

#### a) Interest Rate Risk :-

Interest rate risk is the risk that the fair value of future cash flows of a financial instrument will fluctuate because of changes in market interest rates. Any changes in the interest rates environment may impact future rates of borrowing. The Company mitigates this risk by maintaining a proper blend of Fixed & Floating Rate Borrowings.

The Company regularly scans the Market & Interest Rate Scenario to find appropriate Financial Instruments & negotiates with the Lenders in order to reduce the effect Cost of Funding.

Interest Rate Sensitivity: The following table demonstrates the sensitivity to a reasonably possible change in interest rates on financial assets affected. With all other before tax is affected through the impact on finance cost with respect to our borrowing, as follows: variables held constant, the Company's profit / (Loss)

#### b)Commodity Price Risk and Sensitivity:

Commodity price fluctuations can have an impact on the demand of seeds for particular crop. Therefore, we track the commodity price movements very closely and take advance production decisions accordingly. In addition to the above, Company also maintains a strategic buffer inventory to ensure that such disruptions do not impact the business significantly.

#### c)Foreign currency risk

"Foreign currency risk is the risk that the fair value or future cash flows of an exposure will fluctuate because of changes in foreign exchange rates. The Company exposure to the risk of changes in foreign exchange rates relates primarily to the Company's operating activities (when revenue or expense is denominated in a foreign currency). Considering the countries and economic environment in which the Company operates, its operations are subject to risks arising from fluctuations in exchange rates in those countries. Any movement in the functional currency of the various operations of the company against major foreign currencies may impact the company's revenue in international business. The company values the impact of foreign exchange rate fluctuations by assessing its exposure to exchange rate risks."

#### i).Expenditure in Foreign exchange

Particulars	Financial Year ending 31 March 2023	Financial Year ending 31 March 2022
Import of Vegetable seeds	105.11	57.83
<b>Total</b>	<b>105.11</b>	<b>57.83</b>

#### ii). Earnings in Foreign exchange

Particulars	Financial Year ending 31 March 2023	Financial Year ending 31 March 2022
FOB Value of Exports	Nil	Nil
Interest Earned	Nil	Nil
<b>Total</b>	<b>Nil</b>	<b>Nil</b>

**2 Credit Risk:**

Credit risk is the risk that counterparty might not honour its obligations under a financial instrument or customer contract, leading to a financial loss. The company is exposed to credit risk from its operating activities (primarily trade receivables).

a).Trade Receivables: Customer credit risk is managed based on company's established policy, procedures and controls. The company assesses the credit quality of the counterparties, taking into account their financial position, past experience and other factors. Credit risk is reduced by receiving pre-payments and export letter of credit to the extent possible. The Company has a well defined sales policy to minimize its risk of credit defaults. Outstanding customer receivables are regularly monitored and assessed. Impairment analysis is performed based on historical data at each reporting date on an individual basis. However a large number of minor receivables are grouped into homogenous groups and assessed for impairment collectively.

**b).Provision for Expected Credit Losses**

The Company makes allowances for expected credit losses which is being assessed on a case to case basis in respect of dues outstanding for significant period of time i.e above 720 days as per the management estimates. Further, management believes that the unimpaired amounts that are due is collectable in full, based on historical payment behaviour and extensive analysis of customer credit risk.

**3 Liquidity Risk:**

Liquidity risk is the risk that the Company will encounter difficulty in meeting the obligations associated with its financial liabilities that are settled by delivering cash or another financial asset. The Company's approach is to ensure, as far as possible, that it will have sufficient liquidity to meet its liabilities when due. The Company relies on a mix of borrowings and operating cash flows to meet its needs for funds. The current committed lines of credit are sufficient to meet its short to medium term expansion needs. The Company monitors rolling forecasts of its liquidity requirements to ensure it has sufficient cash to meet operational needs while maintaining sufficient headroom on its undrawn committed borrowings facilities at all times so that the Company does not breach borrowing limits or covenants (where applicable) on any of its borrowing facilities.

**Note 44. Ageing of Trade Receivable.**  
**Trade Receivable ageing schedule:**  
**As at 31 March 2023**

Particulars	Outstanding for following periods from due date of payment						Total
	Less than 6 months	6 months- 1 year	1-2 years	2-3 years	More than 3 years		
(i) undisputed trade receivables-considered good	1,352.87	283.46	718.70	89.27	-		2,444.30
(ii) undisputed trade receivables -which have significant increase in credit risk	-	-	-	-	-		-
(iii) undisputed trade receivable -credit impaired	-	-	-	-	-		-
(iv) Disputed trade receivables -which have significant increase in credit risk	-	-	-	-	-		-
(vi) disputed trade receivables -credit impaired	-	-	-	-	-		-
<b>Total</b>	<b>1,352.87</b>	<b>283.46</b>	<b>718.70</b>	<b>89.27</b>	<b>-</b>		<b>2,444.30</b>
<b>Less: Allowance for credit impaired receivables</b>							<b>88.48</b>
<b>Less: provision for expected Sales returns</b>							<b>121.25</b>
<b>Net Trade Receivable</b>							<b>2,234.56</b>

As at 31 March 2022

Particulars	Outstanding for following periods from due date of payment						Total
	Less than 6 months	6 months- 1 year	1-2 years	2-3 years	More than 3 years		
(i) undisputed trade receivables-considered good	161.24	51.41	32.37	-	-		245.01
(ii) undisputed trade receivables -which have significant increase in credit risk	-	-	-	-	-		-
(iii) undisputed trade receivable -credit impaired	-	-	-	-	-		-
(iv) Disputed trade receivables -which have significant increase in credit risk	-	-	-	-	-		-
(vi) disputed trade receivables -credit impaired	-	-	-	-	-		-
<b>Total</b>	<b>161.24</b>	<b>51.41</b>	<b>32.37</b>	<b>-</b>	<b>-</b>		<b>245.01</b>
<b>Less: Allowance for credit impaired receivables</b>							<b>-</b>
<b>Less: provision for expected Sales returns</b>							<b>-</b>
<b>Net Trade Receivable</b>							<b>245.01</b>

**Note 45. Ageing of Trade Payable.  
Trade Payable ageing schedule:**

Particulars	Trade Payable Outstanding as on 31 March 2023						
	Less than 6 months	6 months- 1year	1-2 years	2-3 years	More than 3 years	Total	
(i) MSME	-	112.69	-	-	-	112.69	
(ii) Others	-	2,066.98	-	-	-	2,066.98	
(iii) Disputed dues - MSME	-	-	-	-	-	-	
(iv) Disputed dues -Others	-	-	-	-	-	-	
<b>Total</b>	-	<b>2,179.66</b>	-	-	-	<b>2,179.66</b>	

Particulars	Trade Payable Outstanding as on 31 March 2023						
	Less than 6 months	6 months- 1year	1-2 years	2-3 years	More than 3 years	Total	
(i) MSME	-	61.49	-	-	-	61.49	
(ii) Others	-	1,822.47	0.17	0.13	-	1,822.77	
(iii) Disputed dues - MSME	-	-	-	-	-	-	
(iv) Disputed dues -Others	-	-	-	-	-	-	
<b>Total</b>	-	<b>1,883.96</b>	<b>0.17</b>	<b>0.13</b>	-	<b>1,884.26</b>	

**46. Capital Management:**

Equity Share Capital and other equity are considered for the purpose of company capital Management. The Company manages its capital so as to safeguard its; ability to continue as going concern and to provide optimum return to share holders. The Management and Board of directors monitors the return on capital. The company may take appropriate steps in order to maintain or if necessary adjust its capital structure..

Note 47. Key Ratios

S.No.	Particulars	Formulae	Numerator	Denominator	Ratio	Previous year ratios	Difference between Current Year and Previous Year	Reason for Difference
1	Current Ratio (in times)	Current Assets / Current Liabilities	Total Current Assets	Total Current Liabilities	0.72	0.94	-23%	
2	Debt-Equity Ratio (in times)	Total Debt / Shareholder's Equity	Total Debt (includes lease liabilities)	Shareholder's Equity	4.56	1.72	165%	Note A
3	Debt Service Coverage Ratio (in times)	Operating Income (or) EBITDA / Interest+Principal	Earning for Debt Service= Net Profit after taxes+Non-cash operating expenses+ Interest+ Other non-cash adjustments	Debt Service=Interest and lease payments+ Principal repayments	-2.14	-0.08	2454%	Note B
4	Return on Equity Ratio (in %)	Net profit / Shareholder's Equity	Profit for the year less preference dividend (if any)	Average Total Equity	-133%	-26%	422%	Note C
5	Inventory turnover ratio (in times)	Cost of Goods sold / Avg Inventory	COGS/Sales	Average Inventory	1.20	0.75	60%	Note D
6	Trade Receivables turnover ratio (in times)	Net Credit Sales / Avg Receivables	Revenue from Operations	Average Trade Receivables	2.57	3.02	-15%	
7	Trade payables turnover (in times)	Net Credit Purchases / Avg Payables	Net Credit Purchases	Average Trade Payables	1.99	1.83	9%	
8	Net capital turnover ratio (in times)	Sales / Working Capital	Revenue from Operations	Average working capital (Total Current Assets- Total Current Liabilities)	-2.20	-11.27	-81%	Note E
9	Net profit ratio (in %)	Net Profit / Total Sales	Profit for the year	Revenue from Operations	-45%	-21%	116%	Note F
10	Return on Capital employed (in %)	EBIT / Capital Employed	Profit before tax and finance costs	Capital Employed= Net Worth+ Lease Liabilities+ Deferred Tax Liabilities	-121%	-17%	630%	Note G

Note A: Due to increase in borrowings, Debt-Equity ratio has been increased

Note B: There is increase in Operating Loss resulted into increase in Debt Service Coverage Ratio

Note C: There is increase in loss, As a result there is increase in Return(Loss) on Equity ratio

Note D: There is decrease in inventory, As a result inventory turnover ratio is increased

Note E: There is increase in Working Capital requirement, As a result Net capital turnover ratio is decreased

Note F: Net Profit Ratio decreased Due to increase in other expenses and finance cost.

Note G: Return on capital employed decreased due to increase in operational loss.

**Note no 48.**

Previous year figures are regrouped wherever considered necessary to confirm to current year classification.

**Note 49. Other Statutory Information**

- i. The Company does not have any immovable property other than Properties where company is Lessee and lease agreements are duly executed in the favour of lessee.
- ii. The Company did not have any Investment Property during the year.
- iii. The company has not revalued its Property, Plant and Equipment.
- iv. The Company has not Revalued any of its Intangible assets held in the name of the company during the year.
- v. "The Company has made Loans and Advances in the nature of Loans granted to Promoters, Director's, KMP's and related parties of Rs. (in lakhs).

Type of Borrower	As at 31 March 2023		As at 31 March 2022	
	Amount of loan or advance in the nature of loan outstanding	% of total loans and advances in the nature of loans outstanding	Amount of loan or advance in the nature of loan	% of total loans and advances in the nature of loans
Promoters	-	-	-	-
Directors	-	-	-	-
KMPs	-	-	-	-
Related Parties	105.22	100%	1,208.24	100%
<b>Total</b>	<b>105.22</b>		<b>1,208.24</b>	<b>100%</b>

- vi. No proceedings have been initiated during the year or are pending against the company at March 31, 2023 and March 31, 2022 for holding any binami property under Binami transactions (Prohibition) Act, 1988 (as amended in 2016) and rules made there under.
- vii. There are no charges or satisfaction to be registered with ROC beyond the statutory period.
- viii. The Company has not declared as wilful defaulter by any bank, financial Institution or other lender.
- ix. There are no Transactions with struck off companies u/s 248/250 of the Companies Act, 2013.
- x. The Company is in compliance with number of layers prescribed under clause (87) of section 2 of the Act read with Companies (Restriction on number of layers) Rules, 2017.
- xi. The company has not advanced/loaned/invested or received funds (either borrowed funds or share premium or any other sources or kind of funds) to any other person(s) or entity(ies), including foreign entities (intermediaries) with the understanding (whether recorded in writing or otherwise) that the Intermediary shall directly or indirectly lend or invest in other persons or entities identified in any manner whatsoever by or on behalf of the company (Ultimate Beneficiaries) or provide any guarantee, security or the like to or on behalf of the ultimate Beneficiaries.
- xii. There are no regulatory account balances during the year.
- xiii. The Company is not required to apply its funds to Corporate Social Responsibility activities( CSR) u/s 135 of The Companies Act, 2013.
- xiv. The Company does not have any Undisclosed Income during the Year.
- xv. The Company has not invested in Crypto currency or Virtual currency.



**Note No. 50**

Pursuant to the Scheme of amalgamation sanctioned by the Hon'ble National Company Law Tribunal, Bench at Hyderabad vide its order dated 12th day of November, 2021 Grandeur Products Limited was merged with our Company Tierra Agrotech Limited. Two employee benefit plans, namely, Grandeur Employee Stock Option Scheme II, 2016 (GPLESOS II, 2016) and the Grandeur Employees Stock Purchase Scheme 2017" ("GPL-ESPS 2017") were formulated vide special Resolution passed by the Shareholders of Grandeur Products Limited dated 8th November, 2016 and at Extra Ordinary General Meeting held on 25th March, 2017 respectively , Upon the Merger of Grandeur Products Limited with Tierra Agrotech Limited, the aforesaid schemes are continued as Schemes of Tierra Agrotech Limited. Details regarding the above mentioned schemes along with their status as follows.

Scheme 1: The company has instituted Grandeur Employees Stock Option Scheme II (GPLESOS II, 2016) of 7,50,000 stock options of Rs. 10/- each which is exercise price or any other price as decided by Compensation and Remuneration Committee of the Company, the options issued under this scheme are convertible into equity shares and the vesting period of options is one year not later than two years from the date of grant of options issued under this scheme issued to the eligible employees of the company (as decided by management) and the scheme was approved by the Shareholders through postal ballot dated 8th November, 2016.

Scheme 2: The company also issued and granted 7,50,000 equity shares of Rs. 10/- each under the scheme namely Grandeur Employees Stock Purchase Scheme 2017 (GPL-ESPS, 2017) to Grandeur Products Limited Employees Welfare Trust (GPL Trust) and also the company provided a loan of amount Rs. 61,19,600/- for acquisition of above allotted shares to GPL Trust & this was approved by shareholders of the company at the Extra Ordinary General Meeting held on 25th March, 2017. The purchase price of the share issued/granted shares under this scheme to GPL Trust will be determined by the Board of Trustees of the GPL Trust in consultation with the board of directors of the company & Nomination and Remuneration Committee of the Company.

Particulars	Year ended 31st March 2023	
	No of Share options	
	Scheme 1	Scheme 2
Options outstanding at the beginning of the year	7,50,000	1,38,040
Add: Shares issued on exercise of Employee Stock Option Plan/ Scheme	-	-
Granted during the year	-	-
Vested / Allotted during the year	-	-
Exercised during the year	-	-
Lapsed during the year	-	-
Forfeited during the year	-	-
Options outstanding at the end of the year.	7,50,000	1,38,040
<b>Options vested and exercisable at the end of the year</b>	<b>7,50,000</b>	<b>1,38,040</b>

**INDEPENDENT AUDITOR'S REPORT****To****The Members of****TIERRA AGROTECH LIMITED****Report on the Audit of the Consolidated Financial Statements****Opinion:**

We have audited the accompanying consolidated financial statements of Tierra Agrotech Limited (hereinafter referred to as "the Holding Company") and its subsidiaries, (Holding Company and its subsidiaries together referred to as the "Group") which comprise the Consolidated Balance Sheet as at March 31, 2023, and the Consolidated Statement of Profit and Loss (including Other Comprehensive Income), the Consolidated Statement of Changes in Equity and the Consolidated Statement of Cash Flows for the year ended on that date, and a summary of significant accounting policies and other explanatory information (hereinafter referred to as the "consolidated financial statements").

In our opinion and to the best of our information and according to the explanations given to us, the aforesaid consolidated financial statements give the information required by the Companies Act, 2013("Act") in the manner so required and give a true and fair view in conformity with the accounting principles generally accepted in India, of the consolidated state of affairs of the Group as at 31 March 2023, of its consolidated loss and other comprehensive loss, consolidated changes in equity and consolidated cash flows for the year then ended..

**Basis for Opinion**

We conducted our audit of the consolidated financial statements in accordance with the Standards on Auditing ("SA" s) specified under section 143(10) of the Act. Our responsibilities under those Standards are further described in the Auditor's Responsibilities for the Audit of the Consolidated Financial Statements section of our report. We are independent of the Group in accordance with the Code of Ethics issued by the Institute of Chartered Accountants of India ("ICAI") together with the ethical requirements that are relevant to our audit of the consolidated financial statements under the provisions of the Act and the Rules made thereunder, and we have fulfilled our other ethical responsibilities in accordance with these requirements and the ICAI's Code of Ethics. We believe that the audit evidence obtained by us is sufficient and appropriate to provide a basis for our audit opinion on the consolidated financial statements.

**Key Audit Matters**

Key audit matters are those matters that, in our professional judgment, were of most significance in our audit of the consolidated financial statements of the current period. These matters were addressed in the context of our audit of the consolidated financial statements as a whole, and in forming our opinion thereon, and we do not provide a separate opinion on these matters. We have determined the matters described below to be the key audit matters to be communicated in our report.

We have determined the matters described below to be the key audit matters to be communicated in our report. We have fulfilled the responsibilities described in the Auditor's responsibilities for the audit of the consolidated financial statements section of our report, including in relation to these matters.

Sl	Key Audit matter	How the matter was addressed in Audit
1	<p>Revenue: Management estimate of provision for sales return and Discount &amp; schemes:</p> <p>Estimate for sales returns and discounts and schemes was a critical audit matter in the audit of the Group's financial statements for the year ended 31 March 2023.</p> <p>Management estimates the amount of returns expected based on the goods returned in the past and current market demands.</p> <p>The management considers revenue as key measure for evaluation of performance.</p> <p>Refer Note 1.1, 1.6, 6, 25 and 26 to the Consolidated Financial Statements.</p>	<p><b>Principal Audit procedures:</b> We have performed the following principal audit procedures in relation to revenue recognised:</p> <ul style="list-style-type: none"> <li>• Assessing the appropriateness of the Group's revenue recognition accounting policies in line with Ind AS 115 ("Revenue from Contracts with Customers").</li> <li>• Understanding and Testing of design and operating effectiveness of Internal controls in place relating to recognition and measurement of sales returns and discount amounts</li> <li>• Testing of relevant information technology general controls, automated controls, and the related information used in recording and disclosing revenue.</li> <li>• Performed analytical procedures on current year revenue based on seasonal trends and where appropriate, conducting further enquiries and testing.</li> <li>• Reviewed reasonableness of estimates made by management in respect of sales return of previous year by comparing them with actual returns.</li> <li>• Substantive testing of Sales, sales returns and discounts with the underlying documents on a sample basis. Testing of supporting documentation for sales return transactions recorded during the period closer to the year end and subsequent to year end, including examination of credit notes issued after the year end to determine whether the returns were recognised in respective accounting period</li> </ul>
2	<p>Existence and valuation of Inventory:</p> <p>Inventory forms a significant part of the Group's assets, amounting to Rs.3808.44 in lakhs as of 31 March 2023.</p> <p>Inventory is made up of high-quality hybrid seeds and is managed by using third party warehouses and outsourcing contracts.</p> <p>Inventories are measured at the lower of cost and net realizable value.</p> <p>We focused on this area because of the size and the assumptions used in the valuation and the complexity of supply chain, which are relevant when determining the amounts recorded, including the elimination of unrealized profits on inventory.</p> <p>Refer Note 1.11, 5, 29 of the Consolidated financial statements</p>	<p><b>Principal Audit Procedures</b></p> <p>We focused on the valuation and existence of the inventory and also the classification and disclosures in the Group's financial statements for the year ended 31 March,2023..</p> <ul style="list-style-type: none"> <li>• Assessing the compliance of Group's accounting policies over inventory with applicable accounting standards;</li> <li>• Obtaining an understanding over the supply chain and testing selected controls over recognition and measurement of inventory;</li> <li>• Testing on a sample basis the accuracy of cost for inventory by verifying the actual production costs, and testing the net realizable value by comparing actual cost with relevant market data;</li> <li>• For sample warehouses, attending the physical stock-take procedures or reconciling third party confirmations with the accounting records of the group;</li> <li>• Assessing the analysis and assessment made by the management with respect to slow moving and obsolete stock.</li> </ul>

**Information Other than the Consolidated financial Statements and Auditor's Report Thereon**

The Holding Company's Management and Board of Directors is responsible for the preparation of the other information. The other information comprises the information included in the Management Discussion and Analysis, Board's Report including Annexures to Board's Report, Business Responsibility Report, Corporate Governance and Shareholder's Information, but does not include the consolidated financial statements, standalone financial statements and our auditor's report thereon.

Our opinion on the consolidated financial statements does not cover the other information and we do not express any form of assurance conclusion thereon.

In connection with our audit of the consolidated financial statements, our responsibility is to read the other information and in doing so, consider whether the other information is materially inconsistent with the consolidated financial statements or our knowledge obtained during the course of our audit or otherwise appears to be materially misstated.

If, based on the work we have performed, we conclude that there is a material misstatement of this other information, we are required to report that fact. We have nothing to report in this regard.

**Management's Responsibilities for the Consolidated Financial Statements**

The Holding Company's Board of Directors is responsible for the matters stated in section 134(5) of the Act with respect to the preparation and presentation of these consolidated financial statements that give a true and fair view of the consolidated financial position, consolidated financial performance including other comprehensive income, consolidated changes in equity and consolidated cash flows of the Group in accordance with the Ind AS and other accounting principles generally accepted in India. The respective Boards of Directors of the companies included in the Group are responsible for maintenance of adequate accounting records in accordance with the provisions of the Act for safeguarding the assets of the Group and for preventing and detecting frauds and other irregularities; selection and application of appropriate accounting policies; making judgments and estimates that are reasonable and prudent; and design, implementation and maintenance of adequate internal financial controls, that were operating effectively for ensuring the accuracy and completeness of the accounting records, relevant to the preparation and presentation of the financial statements that give a true and fair view and are free from material misstatement, whether due to fraud or error, which have been used for the purpose of preparation of the consolidated financial statements by the Directors of the Company, as aforesaid.

In preparing the consolidated financial statements, the respective Boards of Directors of the companies included in the Group are responsible for assessing the ability of the respective entities to continue as a going concern, disclosing, as applicable, matters related to going concern and using the going concern basis of accounting unless the respective Boards of Directors either intend to liquidate their respective entities or to cease operations, or have no realistic alternative but to do so.

The respective Boards of Directors of the companies included in the Group are also responsible for overseeing the financial reporting process of the Group.

**Auditor's Responsibilities for the Audit of the Consolidated Financial Statements**

Our objectives are to obtain reasonable assurance about whether the consolidated financial statements as a whole are free from material misstatement, whether due to fraud or error, and to issue an auditor's report that includes our opinion. Reasonable assurance is a high level of assurance, but is not a guarantee that an audit conducted in accordance with SAs will always detect a material misstatement when it exists. Misstatements can arise from fraud or error and are considered material if, individually or in the aggregate, they could reasonably be expected to influence the economic decisions of users taken on the basis of these consolidated financial statements.

As part of an audit in accordance with SAs, we exercise professional judgment and maintain professional skepticism throughout the audit. We also:

- Identify and assess the risks of material misstatement of the consolidated financial statements, whether due to fraud or error, design and perform audit procedures responsive to those risks, and obtain audit evidence that is sufficient and appropriate to provide a basis for our opinion. The risk of not detecting a material misstatement resulting from fraud is higher than for one resulting from error, as fraud may involve collusion, forgery, intentional omissions, misrepresentations, or the override of internal control.
- Obtain an understanding of internal financial control relevant to the audit in order to design audit procedures that are appropriate in the circumstances. Under section 143(3)(i) of the Act, we are also responsible for expressing our opinion on whether the Company and its subsidiary companies which are companies incorporated in India, has adequate internal financial controls system in place and the operating effectiveness of such controls.
- Evaluate the appropriateness of accounting policies used and the reasonableness of accounting estimates and related disclosures made by the management.
- Conclude on the appropriateness of management's use of the going concern basis of accounting and, based on the audit evidence obtained, whether a material uncertainty exists related to events or conditions that may cast significant doubt on the ability of the Group to continue as a going concern. If we conclude that a material uncertainty exists, we are required to draw attention in our auditor's report to the related disclosures in the consolidated financial statements or, if such disclosures are inadequate, to modify our opinion. Our conclusions are based on the audit evidence obtained up to the date of our auditor's report. However, future events or conditions may cause the Group to cease to continue as a going concern.
- Evaluate the overall presentation, structure and content of the consolidated financial statements, including the disclosures, and whether the consolidated financial statements represent the underlying transactions and events in a manner that achieves fair presentation.
- Obtain sufficient appropriate audit evidence regarding the financial information of the entities within the Group to express an opinion on the consolidated financial statements. We are responsible for the direction, supervision and performance of the audit of the financial statements of such entities included in the consolidated financial statements of which we are the independent auditors.

Materiality is the magnitude of misstatements in the consolidated financial statements that, individually or in aggregate, makes it probable that the economic decisions of a reasonably knowledgeable user of the consolidated financial statements may be influenced. We consider quantitative materiality and qualitative factors in (i) planning the scope of our audit work and in evaluating the results of our work; and (ii) to evaluate the effect of any identified misstatements in the consolidated financial statements.

We communicate with those charged with governance of the Company and such other entities included in the consolidated financial statements of which we are the independent auditors regarding, among other matters, the planned scope and timing of the audit and significant audit findings, including any significant deficiencies in internal control that we identify during our audit.

We also provide those charged with governance with a statement that we have complied with relevant ethical requirements regarding independence, and to communicate with them all relationships and other matters that may reasonably be thought to bear on our independence, and where applicable, related safeguards.

From the matters communicated with those charged with governance, we determine those matters that were of most significance in the audit of the consolidated financial statements of the current period and are therefore the key audit matters. We describe these matters in our auditor's report unless law or regulation precludes public disclosure about the matter or when, in extremely rare circumstances, we determine that a matter should not be communicated in our report because the adverse consequences of doing so would reasonably be expected to outweigh the public interest benefits of such communication.

#### **Other Matter**

We did not audit the financial statements/ information of Tidas Agrotech Private Limited included in the consolidated financial statements of the company whose financial statements/financial information reflect

total assets of Rs.24,35,714/- as at 31 March 2023 and the total revenue of Rs.81,700/- for the year ended on that date, as considered in the standalone financial statements/ information of Tidas Agrotech Private Limited have been audited by the other auditors whose report has been furnished to us, and our opinion in so far as it relates to the amounts and disclosures included in Tidas Agrotech Private Limited is based solely on the report of such auditors.

**Our opinion is not modified in respect of these matters.**

### **Report on Other Legal and Regulatory Requirements**

A. As required by Section 143(3) of the Act, based on our audit we report that:

- a) We have sought and obtained all the information and explanations which to the best of our knowledge and belief were necessary for the purposes of our audit of the aforesaid consolidated financial statements.
- b) In our opinion, proper books of account as required by law relating to preparation of the aforesaid consolidated financial statements have been kept so far as it appears from our examination of those books.
- c) The Consolidated Balance Sheet, the Consolidated Statement of Profit and Loss (including Other Comprehensive Income), Consolidated Statement of Changes in Equity and the Consolidated Statement of Cash Flows dealt with by this Report are in agreement with the relevant books of account maintained for the purpose of preparation of the consolidated financial statements.
- d) In our opinion, the aforesaid consolidated financial statements comply with the Ind AS specified under section 133 of the Act, read with Rule 7 of the Companies (Accounts) Rules, 2014.
- e) On the basis of the written representations received from the directors of the Company as on March 31, 2023 taken on record by the Boards of Directors of the Company and its subsidiaries incorporated in India and the reports of the statutory auditors of its subsidiary companies incorporated in India, none of the directors of the Group companies incorporated in India is disqualified as on March 31, 2023 from being appointed as a director in terms of Section 164 (2) of the Act.
- f) With respect to the adequacy of the internal financial controls over financial reporting and the operating effectiveness of such controls, refer to our separate Report in "Annexure A" which is based on the auditors' reports of the Company and its subsidiary companies incorporated in India. Our report expresses an unmodified opinion on the adequacy and operating effectiveness of internal financial controls over financial reporting of those companies, for reasons stated therein.
- g) With respect to the other matters to be included in the Auditor's Report in accordance with the requirements of section 197(16) of the Act, as amended:

In our opinion and to the best of our information and according to the explanations given to us, the remuneration paid by the Company to its directors during the year is in accordance with the provisions of section 197 of the Act.

- h) With respect to the other matters to be included in the Auditor's Report in accordance with Rule 11 of the Companies (Audit and Auditors) Rules, 2014, as amended in our opinion and to the best of our information and according to the explanations given to us:
  - i) The consolidated financial statements disclose the impact of pending litigations on the consolidated financial position of the Group.

- ii) The Group did not have any long-term contracts including derivative contracts for which there were any material foreseeable losses;
- iii) There were no amounts which were required to be transferred to the Investor Education and Protection Fund by the Holding Company.
- iv)
  - a) The management has represented that, to the best of its knowledge and belief, no funds have been advanced or loaned or invested (either from borrowed funds or share premium or any other sources or kind of funds) by the Holding Company or its subsidiary companies incorporated in India to or in any other persons or entities, including foreign entities ("Intermediaries"), with the understanding, whether recorded in writing or otherwise, that the Intermediary shall:
    - directly or indirectly lend or invest in other persons or entities identified in any manner whatsoever ("Ultimate Beneficiaries") by or on behalf of the Holding Company or its subsidiary companies incorporated in India or
    - Provide any guarantee, security or the like to or on behalf of the Ultimate Beneficiaries.
  - b) The management has represented, that, to the best of its knowledge and belief, no funds have been received by the Holding Company or its subsidiary companies incorporated in India from any persons or entities, including foreign entities ("Funding Parties"), with the understanding, whether recorded in writing or otherwise, that the Holding Company or its subsidiary companies incorporated in India shall:
    - directly or indirectly, lend or invest in other persons or entities identified in any manner whatsoever ("Ultimate Beneficiaries") by or on behalf of the Funding Parties or
    - provide any guarantee, security or the like from or on behalf of the Ultimate Beneficiaries
  - v) There is no dividend declared or paid during the year by the Holding Company and its subsidiary companies incorporated in India and hence the compliance with section 123 of the Act is not applicable.

B) With respect to the matters specified in paragraphs 3(xxi) and 4 of the Companies (Auditor's Report) Order, 2020 ("the Order") issued by the Central Government in terms of Section 143(11) of the Act, to be included in the Auditor's report, according to the information and explanations given to us, and based on the CARO reports issued by the auditors of the subsidiaries, and joint ventures included in the consolidated financial statements of the Company, to which reporting under CARO is applicable, provided to us by the Management of the Company and based on the identification of matters of qualifications or adverse remarks in their CARO reports by the respective component auditors and provided to us, we report that the auditors of such companies have not reported any qualifications or adverse remarks in their CARO.

**For Ramasamy Koteswara Rao and Co LLP,**  
 Chartered Accountants  
 Firm Registration Number: 010396S/S200084  
 Sd/-  
**(Murali Krishna Reddy Telluri)**  
 Partner  
 (Membership No. 223022)  
 UDIN: 23223022BGQJKY5860

Place: Hyderabad  
 Date: April,11 2023

**ANNEXURE "A" TO THE INDEPENDENT AUDITOR'S REPORT  
(Referred to in paragraph 1 (f) under 'Report on Other Legal and Regulatory Requirements' section of  
our report to the Members of Tierra Agrotech Limited of even date)**

**Report on the Internal Financial Controls Over Financial Reporting under Clause (i) of Sub- section 3  
of Section 143 of the Companies Act, 2013 ("the Act")**

In conjunction with our audit of the consolidated financial statements of the Company as of and for the year ended March 31, 2023, we have audited the internal financial controls over financial reporting of Tierra Agrotech Limited (hereinafter referred to as the "Holding Company").

**Management's Responsibility for Internal Financial Controls**

The Boards of Directors of the Company and its subsidiary companies, which are companies incorporated in India, are responsible for establishing and maintaining internal financial controls based on the internal control over financial reporting criteria established by the respective Companies considering the essential components of internal control stated in the Guidance Note on Audit of Internal Financial Controls Over Financial Reporting issued by the Institute of Chartered Accountants of India (the "ICAI"). These responsibilities include the design, implementation and maintenance of adequate internal financial controls that were operating effectively for ensuring the orderly and efficient conduct of its business, including adherence to the respective company's policies, the safeguarding of its assets, the prevention and detection of frauds and errors, the accuracy and completeness of the accounting records, and the timely preparation of reliable financial information, as required under the Act.

**Auditor's Responsibility**

Our responsibility is to express an opinion on the internal financial controls over financial reporting of the Company and its subsidiary companies, which are companies incorporated in India, based on our audit. We conducted our audit in accordance with the Guidance Note on Audit of Internal Financial Controls Over Financial Reporting (the "Guidance Note") issued by the Institute of Chartered Accountants of India ("ICAI") and the Standards on Auditing, prescribed under Section 143(10) of the Companies Act, 2013, to the extent applicable to an audit of internal financial controls. Those Standards and the Guidance Note require that we comply with ethical requirements and plan and perform the audit to obtain reasonable assurance about whether adequate internal financial controls over financial reporting was established and maintained and if such controls operated effectively in all material respects.

Our audit involves performing procedures to obtain audit evidence about the adequacy of the internal financial controls system over financial reporting and their operating effectiveness. Our audit of internal financial controls over financial reporting included obtaining an understanding of internal financial controls over financial reporting, assessing the risk that a material weakness exists, and testing and evaluating the design and operating effectiveness of internal control based on the assessed risk. The procedures selected depend on the auditor's judgement, including the assessment of the risks of material misstatement of the financial statements, whether due to fraud or error.

We believe that the audit evidence we have obtained is sufficient and appropriate to provide a basis for our audit opinion on the internal financial controls system over financial reporting of the Company.

**Meaning of Internal Financial Controls Over Financial Reporting**

A company's internal financial control over financial reporting is a process designed to provide reasonable assurance regarding the reliability of financial reporting and the preparation of financial statements for external purposes in accordance with generally accepted accounting principles. A company's internal financial control over financial reporting includes those policies and procedures that (1) pertain to the maintenance of records that, in reasonable detail, accurately and fairly reflect the transactions and dispositions of the assets of the company; (2) provide reasonable assurance that transactions are recorded as necessary to permit preparation of financial statements in accordance with generally accepted accounting principles, and that receipts and



expenditures of the company are being made only in accordance with authorizations of management and directors of the company; and (3) provide reasonable assurance regarding prevention or timely detection of unauthorized acquisition, use, or disposition of the company's assets that could have a material effect on the financial statements.

### **Inherent Limitations of Internal Financial Controls over Financial Reporting**

Because of the inherent limitations of internal financial controls over financial reporting, including the possibility of collusion or improper management override of controls, material misstatements due to error or fraud may occur and not be detected. Also, projections of any evaluation of the internal financial controls over financial reporting to future periods are subject to the risk that the internal financial control over financial reporting may become inadequate because of changes in conditions, or that the degree of compliance with the policies or procedures may deteriorate.

### **Opinion**

In our opinion and to the best of our information and according to the explanations given to us, the Company and its subsidiary companies, which are companies incorporated in India, have, in all material respects, an adequate internal financial controls system over financial reporting and such internal financial controls over financial reporting were operating effectively as at March 31, 2023, based on the internal financial control over financial reporting criteria established by the respective companies considering the essential components of internal control stated in the Guidance Note on Audit of Internal Financial Controls Over Financial Reporting issued by the Institute of Chartered Accountants of India.

**For Ramasamy Koteswara Rao and Co LLP,**  
Chartered Accountants  
Firm Registration Number: 010396S/S200084

Place: Hyderabad  
Date: April 11, 2023

Sd/-  
**(Murali Krishna Reddy Telluri)**  
Partner  
(Membership No. 223022  
UDIN: 23223022BGQJKY5860

# ANNUAL REPORT 2022-2023

## CONSOLIDATED BALANCE SHEET AS AT 31 MARCH 2023

( Amount Rs. In Lakhs)

Particulars	Note No.	As at 31.03.2023	As at 31.03.2022
<b>Assets</b>			
<b>Non-Current Assets</b>			
(a) Property, Plant and Equipment	2A	101.50	91.42
(b) Right of Use Asset	2B	58.07	52.63
(c) Capital Work in progress	2C	110.00	110.00
(d) Goodwill	2D	4,175.83	4,175.83
(e) Intangible Assets	2D	4,110.46	4,117.37
(f) Product under Development	2E	380.78	303.93
(g) Financial Assets			
(i) Investments	3	-	-
(ii) Loans and Advances	4	139.71	173.14
(iii) Other Financial Assets	5	57.23	43.64
(h) Deffered tax Asset (Net)	6	1,548.05	565.55
<b>Total Non-Current Assets</b>		<b>10,681.65</b>	<b>9,633.51</b>
<b>Current Assets</b>			
(a) Inventories	7	3,808.44	5,111.71
(b) Financial Assets			
i) Trade Receivables	7	1,633.84	1,854.37
ii) Cash and Cash equivalents	8	281.70	51.77
iii) Bank Balance other than (ii) above	9	332.93	332.93
(c) Other Financial Assets	10	18.98	6.34
(d) Current Tax Assets (net)	11	28.73	26.66
(e) Other current assets	12	497.11	345.40
<b>Total Current Assets</b>		<b>6,601.72</b>	<b>7,729.17</b>
<b>Total Assets</b>		<b>17,283.40</b>	<b>17,362.70</b>
<b>Equity and Liabilities</b>			
<b>Equity</b>			
a) Share Capital	13	2,515.52	2,515.52
b) Other Equity	14	1006.15	1,829.60
<b>Total Equity</b>		<b>1,513.97</b>	<b>4,345.11</b>
<b>Liabilities</b>			
<b>Non - current liabilities:</b>			
(a) Financial Liabilities			
i) Borrowings	15	3,631.49	3,194.78
ii) Other Financial Liabilities	16	-	63.90
iii) Provisions	17	70.70	56.60
iv) Deffered tax Liabilities (Net)		-	-
v) Lease Liabilities	18	35.91	37.91
vi) Other Non-Current liabilities	19	875.73	847.09
<b>Total Non-Current Liabilities</b>		<b>4,613.83</b>	<b>4,200.28</b>
<b>Current liabilities</b>			
<b>(a) Financial Liabilities</b>			
i) Borrowings	21	6,573.15	4,935.76
ii) Trade payables	22		
(a) Total outstanding dues of micro enterprises and small enterprises"		112.69	61.49
(b) Total outstanding dues of creditors other than micro enterprises and small enterprises		2,076.59	1,833.88
iii) Lease Liabilities	23	35.61	18.41
iv) Other financial liabilities	24	177.85	120.99
(b) Provisions	25	296.88	367.89
(c) Other Current Liabilities	26	1,887.44	1,478.80
<b>Total Current liabilities</b>		<b>11,160.19</b>	<b>8,817.22</b>
<b>Total Equity and Liabilities</b>		<b>17,283.40</b>	<b>17,362.70</b>
Significant accounting policies	1	-	-

The notes form an integral part of these financial statements 1 to 48

As per our Report of even date

**For Ramasamy Koteswara Rao and Co LLP**

Chartered Accountants

Firm Registration Number :010396S/S200084

Sd/-

**Murali Krishna Reddy Telluri**

Partner

M No. 223022

UDIN: 23223022BGQJKY5860

Place: Hyderabad

Date: 11.04.2023

Sd/

**Vijay Kumar Deekonda**

Whole Time Director & CFO

DIN :06991267

Sd/-

**Hari Singh Chauhan**

Chief Executive Officer

Sd/-

**Suryanarayana Simhadri**

Director

DIN 01951750

Sd/-

**Kalidindi Anagha Devi**

Company Secretary &

Compliance Officer

# ANNUAL REPORT 2022-2023

## CONSOLIDATED STATEMENT OF PROFIT & LOSS FOR THE PERIOD ENDED 31 MARCH 2023

( Amount Rs. In Lakhs)

Particulars	Note No	As at March 31, 2023	As at March 31, 2022
I. Revenue from operations	27	6,011.46	5,660.56
II. Other income	28	59.80	18.30
		<b>6,071.26</b>	<b>5,678.86</b>
<b>III. Total Revenue (I + II)</b>			
<b>IV. Expenses:</b>			
Purchases and Direct Expenses	29	4,050.56	3,455.02
Changes in inventories of finished goods work-in-progress and Stock-in-Trade	30	1,303.27	635.49
Employee benefits expense	31	1,701.54	1,425.27
Finance costs	32	1,144.76	871.58
Depreciation and amortization expense	33	78.30	28.45
Other expenses	34	1,591.84	1,068.97
<b>Total Expenses</b>		<b>9,870.27</b>	<b>7,484.79</b>
<b>V. Profit before exceptional and extraordinary items and tax (III-IV)</b>		<b>(3,799.01)</b>	<b>(1,805.93)</b>
VI. Exceptional items		-	-
<b>VII. Profit before extraordinary items and tax (V - VI)</b>		<b>(3,799.01)</b>	<b>(1,805.93)</b>
VIII. Share in net (profit)/loss of joint venture accounted for using equity method (net of taxes)		-	2.30
<b>IX. Profit before tax (VII- VIII)</b>		<b>(3,799.01)</b>	<b>(1808.23)</b>
<b>X Tax expense:</b>			
(1) Current tax Exp		-	-
(2) Deferred tax		(977.84)	(441.96)
(3) MAT Credit Entitlement		-	-
<b>XI Profit (Loss) for the period from continuing operations (IX-X)</b>		<b>(2,821.16)</b>	<b>(1,361.68)</b>
XII Profit/(loss) from discontinuing operations		-	-
XIII Tax expense of discontinuing operations		-	-
<b>XIV Profit/(loss) from Discontinuing operations (after tax) (XII-XIII)</b>		<b>-</b>	<b>-</b>
<b>XV Profit (Loss) for the period (XI + XIV)</b>		<b>(2,821.16)</b>	<b>(1,361.68)</b>
XVI Other Comprehensive Income			
(i) Items that will not be reclassified to profit and Loss		(19.48)	30.64
(ii) Income tax relating to items that will not be reclassified to profit or loss		4.90	(0.13)
(iii) Income relating to items that will be reclassified to profit or loss		-	-
(iv) Income tax relating to items that will not be reclassified to profit or loss		-	-
<b>Total Other Comprehensive Income</b>		<b>(14.58)</b>	<b>30.50</b>
<b>XVII "Total Comprehensive Income for the period (XV+XVI) (Comprising Profit (Loss) and Other Comprehensive Income for the period)"</b>		<b>(2,835.74)</b>	<b>(1,331.17)</b>
Earnings per equity share:( of Face Value of Rs.10 Each)			
(1) Basic Earnings Per Share(in Rs.)		(11.27)	(5.41)
(2) Diluted Earnings Per Share(in Rs.)		(11.27)	(5.41)

The notes form an integral part of these financial statements 1 to 48

As per our Report of even date

**For Ramasamy Koteswara Rao and Co LLP**

Chartered Accountants

Firm Registration Number :010396S/S200084

Sd/-

**Murali Krishna Reddy Telluri**

Partner

M No. 223022

UDIN: 23223022BGQJKY5860

Place: Hyderabad

Date: 11.04.2023

Sd/

**Vijay Kumar Deekonda**

Whole Time Director & CFO

DIN :06991267

Sd/-

**Hari Singh Chauhan**

Chief Executive Officer

Sd/-

**Suryanarayana Simhadri**

Director

DIN 01951750

Sd/-

**Kalidindi Anagha Devi**

Company Secretary &  
Compliance Officer

# ANNUAL REPORT 2022-2023

## CONSOLIDATED CASH FLOW STATEMENT FOR THE YEAR ENDED 31 MARCH 2023

(Amount Rs. In Lakhs)

Particulars	Year ended March 31, 2023	Year ended March 31, 2022
<b>A. Cash Flows From Operating Activities:</b>		
Net profit before taxation, and extraordinary items	(3,799.00)	(1808.23)
Adjusted for :		
Interest debited to P&L A/c	1,133.33	864.45
Interest on Lease	6.81	1.60
Creditors Balances Written back	(32.19)	-
Gratuity and Leave encashment provision	38.59	40.31
Share of (Profit)/Loss in Joint venture	-	2.30
Provision for Expected Credit Losses	93.20	-
Interest income	(14.04)	(13.92)
Depreciation and amortization expense	78.30	28.45
<b>Operating profits before working capital changes</b>	<b>(2,495.00)</b>	<b>(885.04)</b>
Changes in current assets and liabilities		
Decrease in Inventories	1,303.27	635.49
Decrease/ (Increase) in Trade Receivables	127.33	(1,083.40)
(Increase) /Decrease Other Current assets and Financial Assets	(162.27)	314.90
Decrease/ (Increase) in Other Non Current Financial assets	(885.04)	(55.81)
Increase in Trade Payables	326.09	0.22
Dcrease in Other Financial Liabilities	(7.04)	(230.08)
Decrease in Provisions	(78.48)	246.61
Decrease/(Increase)Other Current Liabilities	261.23	(108.28)
Increase in Other Non current Liabilities	28.64	246.85
<b>Cash generated from operations</b>	<b>(676.38)</b>	<b>(918.55)</b>
<b>Income tax paid</b>	<b>(2.08)</b>	<b>(2.11)</b>
<b>Cash used(-)/(+)generated from operating activities (a)</b>	<b>(674.30)</b>	<b>(916.43)</b>
<b>B. Cash Flows From Investing Activities:</b>		
Purchase of Property Plant and Equipment ,capital work in Progress and Right of use assets	(87.19)	(154.67)
Sale of Fixed Assets	-	0.46
Product Development Expenses	(76.84)	(153.04)
(Purchase)/Proceeds from Investments	-	104.95
Interest Income	14.04	13.92
Net cash used in investing activities	(149.99)	(188.38)
<b>C. Cash Flows From Financing Activities:</b>		
Borrowings	1,936.52	(867.94)
Interest paid on Loans and others	(1,133.33)	(864.45)
Proceeds from issue of 9% Cummulative Non Convertible Redeemable Preference Shares	1,800.00	-
Interest Paid on Lease Liabilities	(6.81)	(1.60)
Payment Towards Reduction of Lease Liability	(27.12)	(4.40)
<b>Net cash generated in financing activities</b>	<b>2,569.26</b>	<b>(1,738.39)</b>
<b>D. Net increase / (decrease) in cash and cash equivalents</b>	<b>1,932.94</b>	<b>(2,843.20)</b>
<b>E. Cash and cash equivalents at the beginning of the year</b>	<b>(2,695.49)</b>	<b>147.71</b>
<b>Cash and cash equivalents at the end of the year</b>	<b>(950.52)</b>	<b>(2695.49)</b>
<b>Reconciliation of cash and cash equivalents</b>		
Balance with Banks in Current A/c	281.45	51.77
Cash-in-hand	0.25	-
Bank Overdrafts repayable on demands	(1,565.15)	(3,080.18)
Restricted cash and cash Equivalents in the form of Fixed deposits	332.93	332.93
<b>Total Cash &amp; Cash Equivalents :</b>	<b>(950.52)</b>	<b>(2,695.49)</b>

The notes form an integral part of these financial statements 1 to 48

As per our Report of even date

**For Ramasamy Koteswara Rao and Co LLP**

Chartered Accountants

Firm Registration Number :010396S/S200084

**Sd/-**

**Murali Krishna Reddy Telluri**

Partner

M No. 223022

UDIN: 23223022BGQJKY5860

Place: Hyderabad

Date: 11.04.2023

Sd/

**Vijay Kumar Deekonda**

Whole Time Director & CFO

DIN :06991267

Sd/-

**Hari Singh Chauhan**

Chief Executive Officer

Sd/-

**Suryanarayana Simhadri**

Director

DIN 01951750

Sd/-

**Kalidindi Anagha Devi**

Company Seceretary &  
Compliance Officer

(a) Equity Share Capital

Particulars	Number of shares	Amount
<b>As at 01 April 2021</b>	<b>2,51,55,165</b>	<b>2,515.52</b>
Issued during the year	-	-
Redeemed/transferred during the year	-	-
<b>As at 31 March 2022</b>	<b>2,51,55,165</b>	<b>2,515.52</b>
Issued during the year	-	-
Redeemed/transferred during the year	-	-
<b>As at 31 March 2023</b>	<b>2,51,55,165</b>	<b>2,515.52</b>

Statement of Changes in equity

(Amount Rs. In Lakhs)

Particulars	Securities Premium Reserve	Equity Instruements through Other comprehensive Income	Other items in other comprehensive income.	Retained Earnings	Total
<b>Balance at 31 March 2021</b>	<b>3,549.25</b>	<b>22.30</b>	<b>1.53</b>	<b>(196.13)</b>	<b>3,376.95</b>
Profit for the Period 01 April 2021 to 31 March 2022	-	-	-	(1,206.09)	(1,206.09)
Dividend paid	-	-	-	-	-
Dividend Distribution Tax	-	-	-	-	-
Amount transfer to general reserve	-	-	-	-	-
Net change in fair value of investments	-	43.15	-	-	43.15
Actuarial gain/(loss) on post-employment benefit obligations, net of tax benefit	-	-	(11.26)	-	(11.26)
Transfer of OCI to Other Equity	-	(65.45)	-	65.45	-
<b>Balance at 31 March 2022</b>	<b>3,549.25</b>	<b>-</b>	<b>(9.72)</b>	<b>(1,336.78)</b>	<b>2,202.75</b>
Profit for the Period 01 April .2022 to 31 March 2023	-	-	-	(2,690.96)	(2,690.96)
Dividend paid	-	-	-	-	-
Amount transfer to general reserve	-	-	-	-	-
Net change in fair value of investments	-	-	-	-	-
Actuarial gain/(loss) on post-employment benefit obligations, net of tax benefit	-	-	(11.27)	-	(11.27)
<b>Balance at 31.03.2023</b>	<b>3,549.25</b>	<b>-</b>	<b>(21.00)</b>	<b>(4,027.73)</b>	<b>(499.48)</b>

## 1. CONSOLIDATED FINANCIAL STATEMENTS

### Corporate information

The Consolidated financial statements (CFS) comprise financial statements of Tierra Agrotech Limited (the Holding Company) and its subsidiaries (collectively, the Group) for year ended 31 March 2023. "Tierra Agrotech Limited ('the company') (formerly known as Tierra Agrotech Private Limited) is in the business of Seed Research, Production, Processing and Marketing of Seeds and related products. The Company was incorporated on 13th September 2013 in Hyderabad. The National Company Law Tribunal Bench at Hyderabad vide order dated 12.11.2021 sanctioned the scheme of amalgamation of Grandeur Products Limited (Holding Company - Transferor Company) with Tierra Agrotech Private Limited (Subsidiary Company - Transferee Company) with effect from the appointed date i.e., 01.04.2020 and consequent to the amalgamation and upon scheme becoming effective, the name of the Company has been changed from Tierra Agrotech Private Limited to Tierra Agrotech Limited. The principal accounting policies applied in the preparation of the financial statements are set out below. These policies have been consistently applied to all the years presented, unless otherwise stated.

The Equity Shares of the Holding Company are listed on Bombay Stock Exchange of India Ltd (BSE) in India on 27th May 2022.

The Consolidated financial statements for the year ended 31 March 2023, are approved by the Board of Directors and authorized for issue on 11 April 2023.

### 1. Significant Accounting Policies

#### 1.1 Basis of preparation of financial statements

The Consolidated financial statements of the Holding Company have been prepared in accordance with Indian Accounting Standards (Ind AS) as per the Companies (Indian Accounting Standards) Rules, 2015 (as amended from time to time) notified under Section 133 of Companies Act, 2013, (the 'Act') and presentation requirements of Division II of Schedule III to the Companies Act, 2013, (Ind AS compliant schedule III), as applicable and other relevant provisions of the Act.

The Consolidated financial statements have been prepared on a going concern basis. The accounting policies are applied consistently to all the periods presented in the Consolidated financial statements except where a newly issued accounting standard is initially adopted or a revision to an existing accounting standard requires change in accounting policy hitherto in use. The consolidated financial statements comprise the financial statements of the company and its subsidiaries for the years ended 31 March 2023, March 31, 2022. Control is achieved when the Group is exposed, or has rights, to variable returns from its involvement with investee and has ability to affect those returns through its power over investee.

#### 1.2 Consolidation Procedure

- a) Combine like items of assets, liabilities, equity, income, expenses and cash flows of the parent with those of its subsidiaries. For this purpose, income and expenses of the subsidiary are based on the amounts of the assets and liabilities recognized in the consolidated financial statements at the acquisition date.
- b) Offset (eliminate) the carrying amount of the holding company's investment in each subsidiary and the holding company's portion of equity of each subsidiary. Business combinations policy explains how to account for any related goodwill.
- c) Eliminate in full intragroup assets and liabilities, equity, income, expenses and cash flows relating to transactions between entities of the group (profits or losses resulting from intragroup transactions that are recognized in assets, such as inventory and fixed assets, are eliminated in full). Intragroup losses may indicate an impairment that requires recognition in the consolidated financial statements. Ind AS 12 Income Taxes applies to temporary differences that arise from the elimination of profits and losses resulting from intragroup transactions.

Profit or loss and each component of other comprehensive income (OCI) are attributed to the equity holders of the Holding company of the Group and to the non-controlling interests, even if this results in the non-controlling interests having a deficit balance. When necessary, adjustments are made to the financial statements of subsidiaries to bring their accounting policies into line with the Group's accounting policies. All intra-group assets and liabilities, equity, income, expenses and cash flows relating to transactions between members of the Group are eliminated in full on consolidation.

A change in the ownership interest of a subsidiary, without a loss of control, is accounted for as an equity transaction. If the Group loses control over a subsidiary, it:

- a) Derecognizes the assets (including goodwill) and liabilities of the subsidiary at their carrying amounts at the date when control is lost
- b) Derecognizes the carrying amount of any non-controlling interests
- c) Derecognizes the cumulative translation differences recorded in equity
- d) Recognizes the fair value of the consideration received
- e) Recognizes the fair value of any investment retained
- f) Recognizes any surplus or deficit in profit or loss
- g) Recognize that distribution of shares of subsidiary to Group in Group's capacity as owners
- h) Reclassifies the holding company's share of components previously recognized in OCI to profit or loss or transferred directly to retained earnings, if required by other Ind ASs as would be required if the Group had directly disposed of the related assets or liabilities.

#### **Business combinations and Good will**

Business combinations are accounted for using the acquisition method. The cost of an acquisition is measured as the aggregate of the consideration transferred measured at acquisition date fair value and the amount of any non-controlling interests in the acquiree. For each business combination, the Group elects whether to measure the non-controlling interests in the acquiree at fair value or at the proportionate share of the acquiree's identifiable net assets. Acquisition-related costs are expensed as incurred.

The Group determines that it has acquired a business when the acquired set of activities and assets include an input and a substantive process that together significantly contribute to the ability to create outputs. The acquired process is considered substantive if it is critical to the ability to continue producing outputs, and the inputs acquired include an organized workforce with the necessary skills, knowledge, or experience to perform that process or it significantly contributes to the ability to continue producing outputs and is considered unique or scarce or cannot be replaced without significant cost, effort, or delay in the ability to continue producing outputs.

At the acquisition date, the identifiable assets acquired, and the liabilities assumed are recognized at their acquisition date fair values. For this purpose, the liabilities assumed include contingent liabilities representing present obligation and they are measured at their acquisition fair values irrespective of the fact that outflow of resources embodying economic benefits is not probable. However, the following assets and liabilities acquired in a business combination are measured at the basis indicated below:

- a) Deferred tax assets or liabilities, and the liabilities or assets related to employee benefit arrangements are recognized and measured in accordance with Ind AS 12 Income Tax and Ind AS 19 Employee Benefits respectively.
- b) Potential tax effects of temporary differences and carry forwards of an acquiree that exist at the acquisition date or arise as a result of the acquisition are accounted in accordance with Ind AS 12.

- c) Liabilities or equity instruments related to share based payment arrangements of the acquiree or share – based payments arrangements of the Group entered into to replace share-based payment arrangements of the acquiree are measured in accordance with Ind AS 102 Share-based Payments at the acquisition date.
- d) Assets (or disposal groups) that are classified as held for sale in accordance with Ind AS 105 Non-current Assets Held for Sale and Discontinued Operations are measured in accordance with that Standard.
- e) Reacquired rights are measured at a value determined on the basis of the remaining contractual term of the related contract. Such valuation does not consider potential renewal of the reacquired right.

When the Group acquires a business, it assesses the financial assets and liabilities assumed for appropriate classification and designation in accordance with the contractual terms, economic circumstances and pertinent conditions as at the acquisition date. This includes the separation of embedded derivatives in host contracts by the acquiree.

If the business combination is achieved in stages, any previously held equity interest is re-measured at its acquisition date fair value and any resulting gain or loss is recognized in profit or loss or OCI, as appropriate.

Any contingent consideration to be transferred by the acquirer is recognized at fair value at the acquisition date. Contingent consideration classified as an asset or liability that is a financial instrument and within the scope of Ind AS 109 Financial Instruments, is measured at fair value with changes in fair value recognized in profit or loss in accordance with Ind AS 109. If the contingent consideration is not within the scope of Ind AS 109, it is measured in accordance with the appropriate Ind AS and shall be recognized in profit or loss. Contingent consideration that is classified as equity is not re-measured at subsequent reporting dates and subsequent its settlement is accounted for within equity.

Goodwill is initially measured at cost, being the excess of the aggregate of the consideration transferred and the amount recognized for non-controlling interests, and any previous interest held, over the net identifiable assets acquired and liabilities assumed. If the fair value of the net assets acquired is in excess of the aggregate consideration transferred, the Group re-assesses whether it has correctly identified all of the assets acquired and all of the liabilities assumed and reviews the procedures used to measure the amounts to be recognized at the acquisition date. If the reassessment still results in an excess of the fair value of net assets acquired over the aggregate consideration transferred, then the gain is recognized in OCI and accumulated in equity as capital reserve. However, if there is no clear evidence of bargain purchase, the entity recognizes the gain directly in equity as capital reserve, without routing the same through OCI.

After initial recognition, goodwill is measured at cost less any accumulated impairment losses. For the purpose of impairment testing, goodwill acquired in a business combination is, from the acquisition date, allocated to each of the Group's cash-generating units that are expected to benefit from the combination, irrespective of whether other assets or liabilities of the acquiree are assigned to those units.

A cash generating unit to which goodwill has been allocated is tested for impairment annually, or more frequently when there is an indication that the unit may be impaired. If the recoverable amount of the cash generating unit is less than its carrying amount, the impairment loss is allocated first to reduce the carrying amount of any goodwill allocated to the unit and then to the other assets of the unit pro rata based on the carrying amount of each asset in the unit. Any impairment loss for goodwill is recognized in profit or loss. An impairment loss recognized for goodwill is not reversed in subsequent periods.

Where goodwill has been allocated to a cash-generating unit and part of the operation within that unit is disposed of, the goodwill associated with the disposed operation is included in the carrying amount of the operation when determining the gain or loss on disposal. Goodwill disposed in these circumstances is measured based on the relative values of the disposed operation and the portion of the cash-generating unit retained.



If the initial accounting for a business combination is incomplete by the end of the reporting period in which the combination occurs, the Group reports provisional amounts for the items for which the accounting is incomplete. Those provisional amounts are adjusted through goodwill during the measurement period, or additional assets or liabilities are recognized, to reflect new information obtained about facts and circumstances that existed at the acquisition date that, if known, would have affected the amounts recognized at that date. These adjustments are called as measurement period adjustments. The measurement period does not exceed one year from the acquisition date.

### 1.3 Functional and presentation currency

These Consolidated financial statements are presented in Indian Rupees (INR), which is also the Company's functional currency.

All financial information presented in Indian rupees have been rounded-off to two decimal places to the nearest lakhs except share data or as otherwise stated.

### 1.4 Basis of measurement

The Consolidated financial statements have been prepared on the historical cost basis except for the following items:

- Certain financial assets and liabilities: Measured at fair value
- Net defined benefit (asset)/ liability: Fair value of plan assets less present value of defined benefit obligations
- Borrowings: Amortized cost using effective interest rate method

#### Use of estimates and judgements

In preparing these Consolidated financial statements, management has made judgements, estimates and assumptions that affect the application of accounting policies and the reported amounts of assets, liabilities, income and expenses. Actual results may differ from those estimates.

Estimates and underlying assumptions are reviewed on an ongoing basis. Revisions to accounting estimates are recognized prospectively.

#### Judgements

Information about judgements made in applying accounting policies that have the most significant effects on the amounts recognized in the Consolidated financial statements is included in the following notes:

- Note 1.14 - lease classification.
- Note 1.14 - leases: whether an arrangement contains a lease and lease classification

#### Assumptions and estimation uncertainties

Information about assumptions and estimation uncertainties that have a significant risk of resulting in a material adjustment within the next financial year are included in the following notes:

- Note 1.12 – measurement of defined benefit obligations: key actuarial assumptions;
- Note 1.19 – recognition and measurement of provisions and contingencies: key assumptions about the likelihood and
- Note 1.17 – impairment of financial assets;
- Note 1.7 - determining an asset's expected useful life and the expected residual value at the end of its life

#### Measurement of fair values

Accounting policies and disclosures require measurement of fair value for both financial and non-financial assets.

Fair value is the price that would be received to sell an asset or paid to transfer a liability in an orderly transaction between market participants at the measurement date. The fair value measurement is based on the presumption that the transaction to sell the asset or transfer the liability takes place either:

- In the principal market for the asset or liability or
- In the absence of a principal market, in the most advantageous market for the asset or liability

The principal or the most advantageous market must be accessible by the Group. The fair value of an asset or a liability is measured using the assumptions that market participants would use when pricing the asset or liability, assuming that market participants act in their economic best interest.

A fair value measurement of a non-financial asset takes into account a market participant's ability to generate economic benefits by using the asset in its highest and best use or by selling it to another market participant that would use the asset in its highest and best use.

The Group uses valuation techniques that are appropriate in the circumstances and for which sufficient data is available to measure fair value, maximizing the use of relevant observable inputs and minimizing the use of unobservable inputs

Fair values are categorized into different levels in a fair value hierarchy based on the inputs used in the valuation techniques as follows.

Level 1: quoted prices (unadjusted) in active markets for identical assets or liabilities.

Level 2: inputs other than quoted prices included in Level 1 that are observable for the asset or liability, either directly (i.e., as prices) or indirectly (i.e., derived from prices).

Level 3: inputs for the asset or liability that are not based on observable market data (unobservable inputs).

When measuring the fair value of an asset or a liability, the Group uses observable market data as far as possible. If the inputs used to measure the fair value of an asset or a liability fall into different levels of the fair value hierarchy, then the fair value measurement is categorized in its entirety in the same level of the fair value hierarchy as the lowest level input that is significant to the entire measurement.

The Group recognizes transfers between levels of the fair value hierarchy at the end of the reporting period during which the change has occurred.

### 1.5 Current and non-current classification:

The Schedule III to the Act requires assets and liabilities to be classified as either current or non-current. The Group presents assets and liabilities in the balance sheet based on current/ non-current classification.

#### Assets

An asset is classified as a current when it is:

- it is expected to be realized in, or is intended for sale or consumption in, the Group's normal operating cycle;
- it is expected to be realized within twelve months from the reporting date;
- it is held primarily for the purposes of being traded; or
- is cash or cash equivalent unless it is restricted from being exchanged or used to settle a liability for at least twelve months after the reporting dates.

#### Liabilities

A liability is classified as a current when:

- it is expected to be realized in, or is intended for sale or consumption in, the Group's normal operating cycle;
- it is due to be settled within twelve months from the reporting date;
- it is held primarily for the purposes of being traded;
- the Group does not have an unconditional right to defer settlement of liability for At least twelve months from the reporting date.

All other liabilities are classified as non-current.

Deferred tax assets/liabilities are classified as non-current.

**Operating Cycle**

Operating cycle is the time between the acquisition of assets for processing and realization in cash or cash equivalents. The Group has ascertained its operating cycle as 12 months for the purpose of current or non-current classification of assets and liabilities.

**1.6 Revenue recognition****Sale of goods:**

Revenue is recognized when the company satisfies a performance obligation by transferring a promised good or service to its customers. The Group considers the terms of the contract and its customary business practices to determine the transaction price. Performance obligations are satisfied at the point of time when the customer obtains controls of the asset.

Revenue is measured based on transaction price, which is the fair value of the consideration received or receivable, stated net of discounts, returns and Indirect taxes. Transaction price is recognized based on the price specified in the contract, net of the estimated sales incentives / discounts. Accumulated experience is used to estimate and provide for the discounts/ right of return, using the expected value method. The Group recognizes provision for sales return, based on the historical results, measured on net basis of the margin of the sale. Therefore, Trade receivables are disclosed at net off refund liability, for the products expected to be returned.

The Group classifies the right to consideration in exchange for goods as a receivable and is presented net of impairment in the Balance Sheet.

**Interest Income:**

Interest Income is recognized on an accrual basis.

Interest income

Interest Income mainly comprises of interest on Margin money deposit relating to bank guarantee and Deposits against Bank Overdraft with banks. Interest income should be recorded using the effective interest rate (EIR). However, the amount of margin money deposits relating to bank guarantee and Over draft are purely current in nature, hence effective interest rate has not been applied. Interest is recognized using the time-proportion method, based on rates implicit in the transactions.

**1.7 Borrowing cost**

Borrowing costs are interest and other costs incurred in connection with the borrowing of funds. Borrowing costs directly attributable to acquisition, construction or production of an asset which necessarily take a substantial period of time to get ready for their intended use or sale are capitalized as part of the cost of that asset. Other borrowing costs are recognized as an expense in the period in which they are incurred.

**1.8 Property, plant and equipment & Capital work-in-progress  
Recognition and measurement**

The items of property, plant and equipment are stated at historical cost less accumulated depreciation and accumulated impairment loss, if any. Cost of an item of property, plant and equipment comprises its purchase price, including import duties and non-refundable purchase taxes, after deducting trade discounts and rebates, any directly attributable cost of bringing the item to its working condition for its intended use and estimated costs (Present Value) of dismantling and removing the item and restoring the site on which it is located.

If significant parts of an item of property, plant and equipment have different useful lives, then they are accounted for as separate items (major components) of property, plant and equipment.

Subsequent costs are included in the asset's carrying amount or recognized as a separate asset, as appropriate, only when it is probable that future economic benefits associated with the item will flow to the Group and the cost of the item can be measured reliably. The carrying amount of any

component accounted for as a separate asset is derecognized when replaced.

All other repairs and maintenance are charged to statement of profit or loss during the reporting period in which they are incurred. If an item of property, plant and equipment is purchased with deferred credit period from supplier, such asset is recorded at its cash price equivalent value.

#### **Capital work in progress**

Capital work-in-progress is recognized at cost, net of accumulated impairment loss, if any. It comprises of property, plant and equipment that are not yet ready for their intended use at the reporting date.

#### **1.9 Depreciation and Goodwill**

Depreciation is provided on the straight-line method as per the useful life prescribed in Schedule II to the Companies Act, 2013. The useful lives of assets are periodically reviewed and re-determined and the unamortized depreciable amount is charged over the remaining useful life of such assets. Assets costing Rs. 5,000/-and below are depreciated over a period of one year.

#### **1.10 Intangible Assets**

Intangible assets are stated at cost less accumulated amortization and impairment if any. Intangible assets are amortized over their respective estimated useful lives on a straight-line basis, from the date that they are available for use. The estimated useful life of an identifiable intangible asset is based on a number of factors including the effects of obsolescence, demand, competition and other economic factors (such as the stability of the industry and known technological advances) and the level of maintenance expenditures required to obtain the expected future cash flows from the asset.

During the year the Group has not provided any amount amortization of intangible assets.

The estimated useful lives of intangible asset are as follows:

Type of Asset	Useful life
License Fee	10 Years
Intangible Asset	Indefinite life

#### **1.11 Inventories**

Inventories comprise of Unprocessed seeds, Processed Seeds, and traded goods. Inventories are valued at the lower of cost or the net realizable value after providing for obsolescence and other losses, where considered necessary. Cost is determined on Average basis. Cost includes all charges in bringing the goods to their present location and condition and receiving charges. The inventories are valued at, Cost or NRV whichever is lower.

#### **1.12 Foreign Currency Transactions**

The company translates all foreign currency transactions at Exchange Rates prevailing on the date of transactions. Exchange rate differences resulting from foreign exchange transactions settled during the year are recognized as income or expenses in the period in which they arise.

Monetary current assets and monetary current liabilities that are denominated in foreign currency are translated at the exchange rate prevalent at the date of the balance sheet. The resulting difference is also recorded in the profit and loss account.

#### **1.13 Employee benefits**

##### **Short-term employee benefits**

Liabilities for wages and salaries, including non-monetary benefits that are expected to be settled wholly within 12 months after the end of the period in which the employees render the related service are recognized in respect of employees' services up to the end of the reporting period and are measured on an undiscounted basis at the amounts expected to be paid when the liabilities are settled. The liabilities are presented as current employee benefit obligations in the balance sheet.

**Defined contribution plans**

A defined contribution plan is a post-employment benefit plan under which an entity pays fixed contributions into a separate entity and will have no legal or constructive obligation to pay further amounts. The Group makes specified monthly contributions towards Government administered provident fund scheme and other funds. Obligations for contributions to defined contribution plans are recognized as an employee benefit expense in statement of profit and loss in the periods during which the related services are rendered by employees.

**Defined benefit plans**

A defined benefit plan is a post-employment benefit plan other than a defined contribution plan. The liability or asset recognized in the balance sheet in respect of defined benefit plans is the present value of the defined benefit obligation at the end of the reporting period less the fair value of plan assets. The defined benefit obligation is calculated annually by a qualified actuary using the projected unit credit method.

The present value of the defined benefit obligation is determined by discounting the estimated future cash outflows by reference to market yields at the end of the reporting period on government bonds that have terms approximating to the terms of the related obligation.

The net interest cost is calculated by applying the discount rate to the net balance of the defined benefit obligation and the fair value of plan assets. This cost is included in employee benefit expense in the statement of profit and loss.

Remeasurement gains and losses arising from experience adjustments and changes in actuarial assumptions are recognized in the period in which they occur, directly in other comprehensive income. They are included in retained earnings in the statement of changes in equity and in the balance sheet.

Changes in the present value of the defined benefit obligation resulting from plan amendments or curtailments are recognized immediately in profit or loss as past service cost.

**Termination benefits**

Termination benefits are recognized as an expense when the Group is demonstrably committed, without realistic possibility of withdrawal, to a formal detailed plan to either terminate employment before the normal retirement date, or to provide termination benefits as a result of an offer made to encourage voluntary redundancy. Termination benefits for voluntary redundancies are recognized as an expense if the Group has made an offer encouraging voluntary redundancy, it is probable that the offer will be accepted, and the number of acceptances can be estimated reliably.

**Other long-term employee benefits**

The Group's net obligation in respect of other long term employee benefits is the amount of future benefit that employees have earned in return for their service in the current and previous periods. That benefit is discounted to determine its present value. Re-measurements are recognized in the statement of profit and loss in the period in which they arise.

**1.14 Taxes on Income**

Taxes comprises Current Tax, Deferred tax and MAT credit. It is recognized in profit or loss except to the extent that it relates to an item recognized directly in equity or in other comprehensive income.

**Current tax**

Current tax comprises the expected tax payable or receivable on the taxable income or loss for the year and any adjustment to the tax payable or receivable in respect of previous years. The amount of current tax reflects the best estimate of the tax amount expected to be paid or received after considering the uncertainty, if any, related to income taxes. It is measured using tax rates (and tax laws) enacted or substantively enacted by the reporting date.

Management periodically evaluates positions taken in the tax returns with respect to situations in which applicable tax regulations are subject to interpretations and considers whether it is probable that a taxation authority will accept an uncertain tax treatment.

Current tax assets and current tax liabilities are offset only if there is a legally enforceable right to set off the recognized amounts, and it is intended to realize the asset and settle the liability on a net basis or simultaneously.

#### **Deferred tax**

Deferred tax is recognized in respect of temporary differences between the carrying amounts of assets and liabilities for financial reporting purposes and the corresponding amounts used for taxation purposes. Deferred tax is not recognized for:

- temporary differences arising on the initial recognition of assets or liabilities in a transaction that is not a business combination and that affects neither accounting nor taxable profit or loss at the time of the transaction; and
- temporary differences related to investments in subsidiaries to the extent that the Group is able to control the timing of the reversal of the temporary differences and it is probable that they will not reverse in the foreseeable future;

Deferred tax assets are recognized for deductible temporary differences, the carry forwards of unused tax credits and unused tax losses. Deferred tax assets are recognized to the extent that it is probable that future taxable profits will be available against which they can be used. The existence of unused tax losses is strong evidence that future taxable profit may not be available.

Therefore, in case of a history of recent losses, the Group recognizes a deferred tax asset only to the extent that it has sufficient taxable temporary differences or there is convincing other evidence that sufficient taxable profit will be available against which such deferred tax asset can be realized. Deferred tax assets – unrecognized or recognized, are reviewed at each reporting date and are recognized/ reduced to the extent that it is probable/ no longer probable respectively that the related tax benefit will be realized. Deferred tax is measured at the tax rates that are expected to apply to the period when the asset is realized or the liability is settled, based on the laws that have been enacted or substantively enacted by the reporting date.

The measurement of deferred tax reflects the tax consequences that would follow from the manner in which the Group expects, at the reporting date, to recover or settle the carrying amount of its assets and liabilities. Deferred tax is measured at the tax rates that are expected to apply to the period when the asset is realized or the liability is settled, based on the laws that have been enacted or substantively enacted by the reporting date. The measurement of deferred tax reflects the tax consequences that would follow from the manner in which the Group expects, at the reporting date, to recover or settle the carrying amount of its assets and liabilities.

#### **Minimum Alternate Tax (MAT) Credit**

Minimum alternate tax (MAT) credit is recognized in accordance with tax laws in India as an asset only when and to the extent there is convincing evidence that the Group will pay normal income tax during the specified period. The Group reviews the MAT credit at each balance sheet date and writes down the carrying amount of MAT credit entitlement to the extent there is no longer convincing evidence to the effect that the Group will pay normal income tax during the specified period.

### **1.15 Leases**

The Group assesses at contract inception whether a contract is, or contains, a lease. That is, if the contract conveys the right to control the use of an identified asset for a period of time in exchange for consideration.

**Group as a Lessor:**

Leases for which the Group is a lessor are classified as a finance or operating lease. Whenever the terms of a lease transfer substantially all the risks and rewards of ownership to the lessee, the contract is classified as a finance lease. All other leases are classified as operating leases. Rental income from operating leases is recognized on straight line basis over the term of relevant lease.

**Group as a Lessee:**

The Group applies a single recognition and measurement approach for all leases, except for short-term leases and leases of low-value assets. The Group recognizes lease liabilities to make lease payments and right-of-use assets representing the right to use the underlying assets.

The Group determines the lease term as the non-cancellable period of a lease, together with both periods covered by an option to extend the lease if the Group is reasonably certain to exercise that option; and periods covered by an option to terminate the lease if the Group is reasonably certain not to exercise that option. In assessing whether the Group is reasonably certain to exercise an option to extend a lease, or not to exercise an option to terminate a lease, it considers all relevant facts and circumstances that create an economic incentive for the Group to exercise the option to extend the lease, or not to exercise the option to terminate the lease. The Group revises the lease term if there is a change in the non-cancellable period of a lease.

**Right of use asset:** The Group recognizes right-of-use asset representing its right to use the underlying asset for the lease term at the lease commencement date. The cost of the right-of-use asset measured at inception shall comprise of the amount of the initial measurement of the lease liability adjusted for any lease payments made at or before the commencement date less any lease incentives received, plus any initial direct costs incurred and an estimate of costs to be incurred by the lessee in dismantling and removing the underlying asset or restoring the underlying asset or site on which it is located.

The right-of-use assets is subsequently measured at cost less any accumulated depreciation, accumulated impairment losses, if any and adjusted for any remeasurement of the lease liability. The right-of-use assets is depreciated using the straight-line method from the commencement date over the shorter of lease term or useful life of right-of-use asset. The estimated useful lives of right-of use assets are determined on the same basis as those of property, plant and equipment. Right-of-use assets are tested for impairment whenever there is any indication that their carrying amounts may not be recoverable. Impairment loss, if any, is recognized in the statement of profit and loss.

**Lease Liability:** The Group measures the lease liability at present value of the future lease payments at the commencement date of the lease. In calculating the present value of lease payments, the Group uses its incremental borrowing rate at the lease commencement date because the interest rate implicit in the lease is not readily determinable. The lease liability is subsequently remeasured by increasing the carrying amount to reflect interest on the lease liability, reducing the carrying amount to reflect the lease payments made and remeasuring the carrying amount to reflect any reassessment or lease modifications or to reflect revised in-substance fixed lease payments. The Group recognizes the amount of the re-measurement of lease liability due to modification as an adjustment to the right-of-use asset and statement of profit and loss depending upon the nature of modification. Where the carrying amount of the right-of-use asset is reduced to zero and there is a further reduction in the measurement of the lease liability, the Group recognizes any remaining amount of the re-measurement in statement of profit and loss.

**Short-term leases and leases of low-value assets**

The Group applies the short-term lease recognition exemption to its short-term leases of buildings, machinery and equipment (i.e., those leases that have a lease term of 12 months or less from the commencement date and do not contain a purchase option).

It also applies the lease of low-value assets recognition exemption to leases of office equipment that are considered to be low value. Lease payments on short-term leases and leases of low-value assets are recognized as expense on a straight-line basis over the lease term.

**1.16 Earnings Per Share (EPS)**

Basic earnings per share is computed by dividing profit or loss attributable to equity shareholders by the weighted average number of equity shares outstanding during the year. Diluted earnings per share is determined by adjusting the profit or loss attributable to equity shareholders and the weighted average number of equity shares outstanding for the effects of all dilutive potential equity shares.

**1.17 Investments in subsidiaries**

Investments representing equity interest in subsidiaries carried at cost less any provision for impairment. Investments are reviewed for impairment if events or changes in circumstances indicate that the carrying amount may not be recoverable.

**1.18 Impairment of financial instruments**

The Group recognizes loss allowances for expected credit losses on financial assets measured at amortized cost and trade receivables. At each reporting date, the Group assesses whether financial assets carried at amortized cost are credit-impaired.

A financial asset is 'credit-impaired' when one or more events that have a detrimental impact on the estimated future cash flows of the financial asset have occurred.

Evidence that a financial asset is credit-impaired includes the following observable data:

- significant financial difficulty of the borrower or issuer;
- a breach of contract;
- it is probable that the borrower will enter bankruptcy or other financial reorganization; or
- the disappearance of an active market for a security because of financial difficulties.

The Group measures loss allowances at an amount equal to lifetime expected credit losses. Loss allowances for trade receivables are always measured at an amount equal to lifetime expected credit losses. Lifetime expected credit losses are the expected credit losses that result from all possible default events over the expected life of a financial instrument. 12-month expected credit losses are the portion of expected credit losses that result from default events that are possible within 12 months after the reporting date (or a shorter period if the expected life of the instrument is less than 12 months).

In all cases, the maximum period considered when estimating expected credit losses is the maximum contractual period over which the Group is exposed to credit risk. When determining whether the credit risk of a financial asset has increased significantly since initial recognition and when estimating expected credit losses, the Group considers reasonable and supportable information that is relevant and available without undue cost or effort. This includes both quantitative and qualitative information and analysis, based on the Group's historical experience and informed credit assessment and including forward-looking information.

**Measurement of expected credit losses**

Expected credit losses are a probability-weighted estimate of credit losses. Credit losses are measured as the present value of all cash shortfalls (i.e., the difference between the cash flows due to the Group in accordance with the contract and the cash flows that the Group expects to receive).

Presentation of allowance for expected credit losses in the balance sheet

Loss allowances for financial assets measured at amortized cost are deducted from the gross carrying amount of the assets.

**Write-off**

The gross carrying amount of a financial asset is written off (either partially or in full) to the extent that there is no realistic prospect of recovery. This is generally the case when the Group determines that the debtor does not have assets or sources of income that could generate sufficient cash flows to repay the amounts subject to the write-off. However, financial assets that are written off could still be subject to enforcement activities in order to comply with the Group's procedures for recovery of amounts due.



**1.19 Impairment of non-financial assets**

The Group assess at each reporting date whether there is any indication that the carrying amount from non-financial assets may not be recoverable. If any such indication exists, then the asset's recoverable amount is estimated and an impairment loss is recognized if the carrying amount of an asset or Cash generating unit (CGU) exceeds its estimated recoverable amount in the statement of profit and loss.

Goodwill is tested annually for impairment. For the purpose of impairment testing, goodwill arising from a business combination is allocated to CGUs or groups of CGUs that are expected to benefit from the synergies of the combination.

**1.20 Provisions and Contingent Liabilities**

A Provision is recognized if, as a result of past event, the Group has a present legal obligation that is reasonably estimable, and it is probable that an outflow of economic benefits will be required to settle the present obligation. Provisions are determined by the best estimate of the outflow of economic benefits required to settle the obligation at the reporting date. Where no reliable estimate can be made, a disclosure is made as contingent liability. A disclosure for a contingent liability is also made when there is a possible obligation or a present obligation that may, but probably will not, require an outflow of resources. Where there is a possible obligation or a present obligation in respect of which the likelihood of outflow of resources is remote, no provision or disclosure is made.

**1.21 Financial Instruments**

A financial instrument is any contract that give rise to a financial asset of one entity and a financial liability or equity of another entity.

**Initial Recognition**

Financial assets and liabilities are recognized when the Group becomes a party to the contractual provisions of the instrument. Financial assets and liabilities are initially measured at fair value. Transaction costs that are directly attributable to the acquisition or issue of financial assets and financial liabilities (other than financial assets and financial liabilities at fair value through profit and loss) are added to or deducted from the fair value measured on initial recognition of financial asset or financial liability.

**Subsequent Measurement**

Financial assets at fair value through other comprehensive income

Financial assets are measured at fair value through other comprehensive income if these financial assets are held within a business whose objective is achieved both by collecting contractual cash flows on specified dates to cash flows that are solely payments of principal and interest on the amount outstanding and selling financial assets.

**Financial assets at fair value through Profit and Loss**

Financial assets are measured at fair value through profit and loss unless it is measured at amortized cost or at fair value through other comprehensive income on initial recognition. The transaction costs that are directly attributable to the acquisition of financial assets and liabilities at fair value through profit and loss are immediately recognized in statement of profit and loss.

**Financial liabilities**

Financial liabilities are classified as measured at amortized cost or Fair Value Through Profit and Loss Account (FVTPL). A financial liability is classified as at FVTPL if it is classified as held for-trading, or it is a derivative or it is designated as such on initial recognition. Financial liabilities at FVTPL are measured at fair value and net gains and losses, including any interest expense, are recognized in statement of profit and loss. Other financial liabilities are subsequently measured at amortized cost

using the effective interest method. Interest expense and foreign exchange gains and losses are recognized in statement of profit and loss. Any gain or loss on derecognition is also recognized in statement of profit and loss.

#### 1.22 Investment in Subsidiaries

Investment in Subsidiaries is carried at cost

##### De-recognition

The Group derecognizes a financial asset when the contractual rights to the cash flows from the financial asset expire or it transfers the financial asset and the transfer qualifies for derecognition as per Ind AS 109. A financial liability (or a part of a financial liability) is derecognized from the Group's balance sheet when the obligation specified in the contract is discharged or cancelled or expires.

#### 1.23 Cash and cash equivalents

For the purpose of presentation in the statement of cash flows, cash and cash equivalents includes cash on hand, deposits held at call with financial institutions, other short-term, highly liquid investments with original maturities of three months or less that are readily convertible to known amounts of cash and which are subject to an insignificant risk of changes in value. Bank overdrafts and Cash Credit that are repayable on demand and form an integral part of our cash management are included as a component of cash and cash equivalents for the purpose of the statement of cash flows.

##### Cash flow statement

Cash flows are reported using the indirect method, whereby net profit/ (loss) before tax is adjusted for the effects of transactions of a non-cash nature and any deferrals or accruals of past or future cash receipts or payments and item of income or expenses associated with investing or financing cash flows. The cash flows from regular revenue generating (operating activities), investing and financing activities of the Group are segregated.

#### 1.24 Research and Development Costs (Product Development):

Research expenditure is recognized as an expense when it is incurred. Development expenditure on an individual project is recognized as an intangible asset when the Group can demonstrate:

- a) The technical feasibility of completing the intangible asset so that the asset will be available for use or sale.
- b) Its intention to complete and its ability and intention to use or sell the product.
- c) How the asset will generate future economic benefits
- d) The availability of resources to complete the asset
- e) The ability to measure reliably the expenditure during development.

Expenditure on development which does not meet the criteria for recognition as an intangible asset is recognized as an expense when it is incurred.

Items of property, plant and equipment and acquired Intangible Assets utilized for Research and Development are capitalized and depreciated in accordance with the policies stated for Property, Plant and Equipment and Intangible Assets.

#### 1.25 Events after reporting date

Where events occurring after the balance sheet date provide evidence of conditions that existed at the end of the reporting period, the impact of such events is adjusted within the financial statements. Otherwise, events after the balance sheet date of material size or nature are only disclosed.

#### 1.26 Recent pronouncements:

Ministry of Corporate Affairs ("MCA") notifies new standard or amendments to the existing standards under Companies (Indian Accounting Standards) Rules as issued from time to time. On March 23, 2023, MCA Issued the Companies (Indian Accounting Standards) Amendment Rules, 2023, applicable from April 1, 2023, as below:

**Ind AS 1 – Presentation of Financial Statements**

The amendments require companies to disclose the material accounting policies rather than significant accounting policies. Accounting policy information, together with other information, is material when it can reasonably be expected to influence decisions of primary users of general-purpose financial statements.

**Ind AS 12 – Income Taxes**

The amendments clarify how companies account for deferred tax on transactions such as leases and decommissioning obligations. The amendments narrowed the scope of the recognition exemption in paragraphs 15 and 24 of Ind AS 12 so that it no longer applies to transactions that, on initial recognition, give rise to equal taxable and deductible temporary differences.

**Ind AS 8 – Accounting Policies, Changes in Accounting Estimates and Errors**

The amendments will help entities to distinguish between accounting policies and accounting estimates. The definition of a change in accounting estimates has been replaced with a definition of accounting estimates. Under the new definition, accounting estimates are "monetary amounts in financial statements that are subject to measurement uncertainty". Entities develop accounting estimates if accounting policies require items in financial statements to be measured in a way that involves measurement uncertainty. The Group is assessing the impact of these changes and will accordingly incorporate the same in the financial statements for the year ending March 31, 2024.

The accompanying notes are an integral part of these financial statements

---

The notes form an integral part of these financial statements 1 to 48

As per our Report of even date

**For Ramasamy Koteswara Rao and Co LLP**

Chartered Accountants

Firm Registration Number :010396S/S200084

Sd/-

**Murali Krishna Reddy Telluri**

Partner

M No. 223022

UDIN: 23223022BGQJKY5860

Place: Hyderabad

Sd/

**Vijay Kumar Deekonda**

Whole Time Director & CFO

DIN :06991267

Sd/-

**Hari Singh Chauhan**

Chief Executive Officer

Sd/-

**Suryanarayana Simhadri**

Director

DIN 01951750

Sd/-

**Kalidindi Anagha Devi**

Company Secretary &

Compliance Officer

**Note No. 2A**  
**Property, Plant and Equipment**

Particulars	Computer and Data processing Units	Furniture And Fixtures	Office Equipment	Plant And Machinery	Assets from subsidiary	Vehicles	Total
<b>Gross Block</b>							
As at 01 April 2021	50.47	2.58	27.18	82.93	-	126.96	290.12
Additions during the year	2.34	5.32	11.57	1.47	23.39	-	44.09
Deletions/adjustments	-	-	0.52	-	-	-	0.52
<b>As at 31 March 2022</b>	<b>52.81</b>	<b>7.90</b>	<b>38.23</b>	<b>84.40</b>	<b>23.39</b>	<b>126.96</b>	<b>333.69</b>
Additions during the year	12.49	1.09	15.79	15.58	-	-	44.96
Deletions/adjustments	-	-	-	-	-	-	-
<b>As at 31 March 2023</b>	<b>65.30</b>	<b>8.99</b>	<b>54.02</b>	<b>99.98</b>	<b>23.39</b>	<b>126.96</b>	<b>378.66</b>
<b>Depreciation</b>							
As at 01 April 2021	43.45	1.49	20.76	30.17	-	126.50	222.37
For the Year	3.46	1.13	5.48	9.68	0.42	0.18	20.35
Deletions/adjustments	-	-	0.46	-	-	-	0.46
<b>As at 31 March 2022</b>	<b>46.91</b>	<b>2.62</b>	<b>25.78</b>	<b>39.85</b>	<b>0.42</b>	<b>126.69</b>	<b>242.27</b>
For the Year	8.08	1.47	9.18	8.97	7.18	0.02	34.89
Deletions/adjustments	-	-	-	-	-	-	-
<b>As at 31 March 2023</b>	<b>54.99</b>	<b>4.09</b>	<b>34.96</b>	<b>48.82</b>	<b>7.60</b>	<b>126.70</b>	<b>277.16</b>
<b>Net Block</b>							
As at 31 March 2022	5.90	5.28	12.45	44.55	22.97	0.28	91.42
As at 31 March 2023	10.32	4.91	19.06	51.16	15.80	0.26	101.50

## Note 2B. Right-of-use assets

The Group has entered into lease agreements for building and took 1st, 2nd & 4th floors of a sravana complex , kamalapuri colony lane, next to L V Prasad Hospital, Road no 2, Banjara hills, Hyderabad -500034. These lease have a lease term of 3-5 years.

Particulars	Right-of-use assets	Total
<b>Gross Block</b>		
<b>As at 01 April 2021</b>	-	-
Additions during the year	60.72	60.72
Deletions/adjustments	-	-
<b>As at 31 March 2022</b>	<b>60.72</b>	<b>60.72</b>
Additions during the year	42.22	42.22
Deletions/adjustments	-	-
<b>As at 31 March 2022</b>	<b>102.95</b>	<b>102.95</b>
<b>Depreciation</b>		
<b>As at 01 April 2021</b>	-	-
For the Year	8.09	8.09
Deletions/adjustments	-	-
<b>As at 31 March 2022</b>	<b>8.09</b>	<b>8.09</b>
For the Year	36.78	36.78
Deletions/adjustments	-	-
<b>As at 31 March 2023</b>	<b>44.87</b>	<b>44.87</b>
<b>Net Block</b>		
<b>As at 31 March 2022</b>	<b>52.63</b>	<b>52.63</b>
<b>As at 31 March 2023</b>	<b>58.07</b>	<b>58.07</b>

## Note 2C. Capital work- in progress

Particulars	Furniture	Total
<b>Carrying Amount</b>	<b>110.00</b>	<b>110.00</b>
<b>As at 01 April 2021</b>	<b>110.00</b>	<b>110.00</b>
Additions during the year	-	-
Capitalised	-	-
Deletions/adjustments	-	-
<b>As at 31 March 2022</b>	<b>110.00</b>	<b>110.00</b>
Additions during the year	-	-
Capitalised	-	-
Deletions/adjustments	-	-
<b>As at 31 March 2023</b>	<b>110.00</b>	<b>110.00</b>

## Ageing schedule for Capital work-in progress as at 31-03-2022

Particulars	Amount in CWIP for a period of				Total
	Less than 1 year	1-2 years	2-3 years	more than 3 years	
Furniture	110	-	-	-	110

## Ageing schedule for Capital work-in progress as at 31-03-2023

Particulars	Amount in CWIP for a period of				Total
	Less than 1 year	1-2 years	2-3 years	more than 3 years	
Furniture	-	110	-	-	110

## Note 2D. Other Intangible Assets

Particulars	Germ plasm	License Fee	Plant Variety	Trade Marks	Other intangible assets	Total	Goodwill on account of Merger	Goodwill on account of consolidation
<b>Gross Block</b>								
As at 31.03.2021	3,447.35	66.32	89.56	212.91	301.65	4,117.80	1,145.82	3,031.07
Additions during the year	-	-	-	-	-	-	-	-
Deletions/Merger	-	-	-	-	-	-	-	1.05
<b>As at 31.03.2022</b>	<b>3,447.35</b>	<b>66.32</b>	<b>89.56</b>	<b>212.91</b>	<b>301.65</b>	<b>4,117.80</b>	<b>1,145.82</b>	<b>3,030.02</b>
Additions during the year	-	-	-	-	-	-	-	-
Deletions/adjustments	-	-	-	-	-	-	-	-
<b>As at 31.03.2023</b>	<b>3,447.35</b>	<b>66.32</b>	<b>89.56</b>	<b>212.91</b>	<b>301.65</b>	<b>4,117.80</b>	<b>1,145.82</b>	<b>3,030.02</b>
<b>Amortization</b>								
As at 31.03.2021	-	-	-	-	0.71	0.71	-	-
For the Year	-	-	-	-	-	-	-	-
Deletions/adjustments	-	-	-	-	-	-	-	-
<b>As at 31.03.2022</b>	<b>-</b>	<b>-</b>	<b>-</b>	<b>-</b>	<b>0.71</b>	<b>0.71</b>	<b>-</b>	<b>-</b>
For the Year	-	6.63	-	-	-	6.63	-	-
Deletions/adjustments	-	-	-	-	-	-	-	-
<b>As at 31.03.2023</b>	<b>-</b>	<b>6.63</b>	<b>-</b>	<b>-</b>	<b>0.71</b>	<b>7.34</b>	<b>-</b>	<b>-</b>
<b>Net Block</b>								
As at 31.03.2022	3,447.35	66.32	89.56	212.91	301.22	4,117.37	1,145.82	3,030.02
As at 31.03.2023	3,447.35	59.69	89.56	212.91	300.95	4,110.46	1,145.82	3,030.02

**Note:**

During the FY 2019-20, the Group has accounted for Goodwill on Xylem Acquisition from PHI Seeds Private Limited and recognised goodwill of Rs.1145.81/- lakhs and Remaining Goodwill has acquired by the holding company on Amalgamation of Granduer products limited (GPL). The Group has accounted for business combination based on fair value of the identified assets, liabilities, contingent liabilities and goodwill of GPL as on date of acquisition, and recognised goodwill of Rs.3031.55/- lakhs.

## Note 2E.Product under development

Particulars	Project in Progress	Total
Carrying Amount	150.90	150.90
<b>As at 01 April 2021</b>	<b>150.90</b>	<b>150.90</b>
Additions during the year	153.04	153.04
less:Capitalised during the year	-	-
<b>As at 31 March 2022</b>	<b>303.93</b>	<b>303.93</b>
Additions during the year	76.84	76.84
less:Capitalised during the year	-	-
<b>As at 31 March 2023</b>	<b>380.78</b>	<b>380.78</b>



**Note 3**

**Investments (Non current)**

(Amount Rs. In Lakhs)

Particulars	As at 31 March 2023	As at 31 March 2022
<b>Unquoted Instruments:</b> Investments in Equity Instruments*	-	-
<b>Total</b>	-	-

\*Investment are valued at cost as in accordance to information available it is the fair value/ amortised cost.

**Note 4**

**Loans and Advances (Unsecured, considered good)**

Particulars	As at 31 March 2023	As at 31 March 2022
<b>Unsecured Loans to Related Parties</b>		
Tidas Agrotech Private Limited	105.21	74.34
Tierra Seed Science Pvt Ltd - Loan A/c	-	-
Other Loans and Advances	34.50	98.80
<b>Total</b>	<b>139.71</b>	<b>173.14</b>

**Note 5**

**Other Financial Assets (Unsecured, considered good)**

Particulars	As at 31 March 2023	As at 31 March 2022
SSecurity Deposits	57.23	43.64
<b>Total</b>	<b>57.23</b>	<b>43.64</b>

**Note 6**

**Deferred tax Asset (Net)**

Particulars	As at 31 March 2023	As at 31 March 2022
DDeferred tax Asset on account of Property Plant and Equipment	6.44	4.35
Deferred tax asset on Account of Carried forward Losses	1,524.40	600.84
Deferred tax asset on Account of ROU Asset	3.38	-
Deferred tax asset on Account of Employee Benefit Obligations	28.86	2.63
Deferred tax asset on Account of MAT Credit Entitlement	46.72	46.72
Deferred Tax Liability	-	-
On account of depreciation of Subsidiary's PPE	-61.75	-64.08
On account of Investments	-	-24.91
<b>Deffered tax Asset (Net)</b>	<b>1,548.05</b>	<b>565.55</b>

Note: Refer Note 34 for further details

## Note 7

### Inventories (valued at lower of cost and net realisable value)

Particulars	As at 31 March 2023	As at 31 March 2022
Packing Material	385.76	332.91
Seeds	3,422.67	4,778.80
<b>Total</b>	<b>3,808.44</b>	<b>5,111.71</b>

#### Note:

Valuation of Inventories has been made as per Group's Accounting Policy No. 1.11

For Inventories hypothecated as security (refer note no. 15 & 21)

During the year ended March 31, 2023 the Group recorded inventory write-down expenses of Rs.1088.76 Lakhs.

## Note 8

### Trade Receivables

Particulars	As at 31 March 2023	As at 31 March 2022
<b>Unsecured, considered good</b>		
Trade Receivable	1,843.57	1,854.37
Less: Allowance for credit impaired receivables	88.48	-
Less: provision for expected Sales returns	121.25	-
<b>Total</b>	<b>1,633.84</b>	<b>1,854.37</b>

#### Note:

Trade Receivables are Non Interest Bearing

Refer Note 1.6 for presentation of Trade receivables in relation to expected sale returns

Refer note 43 for trade receivable ageing schedule

## Note 9

### Cash and cash equivalents

Particulars	As at 31 March 2023	As at 31 March 2022
Cash In Hand	0.25	-
Balances with banks:		
In Current Account	281.45	51.77
In Fixed Deposits with original maturity Less than 3 months		
<b>Total</b>	<b>281.70</b>	<b>51.77</b>

## Note 10

### Bank Balance other than (ii) above

Particulars	As at 31 March 2023	As at 31 March 2022
<b>Earmarked balances with banks*</b>		
'Fixed Deposits with original maturity More than 3 months & Less than 12 months	332.93	332.93
<b>Total</b>	<b>332.93</b>	<b>332.93</b>

#### \*Note:

"All Fixed deposits were kept with Scheduled banks only.

Earmarked balances as at March 31,2023 Rs.332.93/- lakhs is held as security in relation to repayment of borrowings"

**Note 11**

**Other Financial Assets (current)**

<b>Particulars</b>	<b>As at 31 March 2023</b>	<b>As at 31 March 2022</b>
<b>Unsecured, Considered good</b>		
Interest on FDs	18.98	6.34
<b>Total</b>	<b>18.98</b>	<b>6.34</b>

**Note 12**

**Current Tax Assets (Net)**

<b>Particulars</b>	<b>As at 31 March 2023</b>	<b>As at 31 March 2022</b>
TDS and TCS Receivable	28.73	26.66
<b>Total</b>	<b>28.73</b>	<b>26.66</b>

**Note 13**

**Other Current Assets**

<b>Particulars</b>	<b>As at 31 March 2023</b>	<b>As at 31 March 2022</b>
<b>Unsecured, considered good</b>		
Prepaid Expenses	45.38	28.40
Other Advances	161.22	164.86
Advances to Suppliers	290.50	152.13
TDS Unconsumed Amount		-
<b>Total</b>	<b>497.11</b>	<b>345.40</b>

## Note 14

### Equity Share Capital

Particulars	As at 31st March 2023		As at 31st March 2022	
	Number	Amount (Rs.)	Number	Amount (Rs.)
<b>Authorised</b> 47,15,00,000/-Equity Shares of Rs.10/- each	4,71,50,000	4,715.00	4,71,50,000	4,715.0
<b>Issued,Subscribed &amp; Paid Up</b> 2,51,55,165/-Equity Shares of Rs.10/- each	2,51,55,165	2,515.52	2,51,55,165	2,515.52
<b>Total</b>	<b>2,51,55,165</b>	<b>2,515.52</b>	<b>2,51,55,165</b>	<b>2,515.52</b>

#### (iii) Terms/rights attached to equity shares

The Company has only one class of equity shares having par value of Re.10/- each. Each equity share holder is entitled to one vote per equity share held.

In the event of liquidation of the Company, the holders of equity shares will be entitled to receive remaining assets of the Company, after distribution of all preferential amounts. The distribution will be in proportion to the number of equity shares held by the shareholders.

#### Reconciliation of number of shares outstanding for the period

Particulars	As at 31st March 2023		As at 31st March 2022	
	In Number	Amount (Rs.)	In Number	Amount (Rs.)
Shares outstanding at the beginning of the year	2,51,55,165	2,515.52	2,51,55,165	,2515.52
Shares Issued during the year	-	-	-	-
Shares bought back during the year	-	-	-	-
Shares outstanding at the end of the year	2,51,55,165	2,515.52	2,51,55,165	2,515.52

#### Shares held by Promoters at the end of the Year

Promoter Name	As at 31 March 2023		As at 31st March 2022		% change during the Year
	No of shares held	% of total shares	No of shares held	% of total share	
Surinder Kumar Tikoo	2,25,000	0.89%	2,25,000	0.89%	-
Suresh Atluri	26,52,377	10.54%	26,52,377	10.54%	-
Parthsarathi Bhattacharya	10,00,000	3.98%	10,00,000	3.98%	-
Paturi Srinivasa Rao	5,000	0.02%	5,000	0.02%	-
Jayaramaprasad Munnangi	2,00,000	0.80%	2,00,000	0.80%	-
Nalluri Sai Charan	1,00,000	0.40%	1,00,000	0.40%	-
Satish Kumar Tondapu	11,86,901	4.72%	11,86,901	4.72%	-
Sailaja M	14,70,936	5.85%	14,70,936	5.85%	-
Visweswara Rao K	10,000	0.04%	10,000	0.04%	-
<b>Total</b>	<b>68,50,214</b>	<b>27.23%</b>	<b>68,50,214</b>	<b>27.23%</b>	

## Particulars of Share Holders Holding more than 5% shares during the period

Particulars	As at 31st March 2023		As at 31st March 2022	
	In Number	Amount (Rs.)	In Number	Amount (Rs.)
Suresh Atluri	26,52,377	10.54%	26,52,377	10.54%
KRG Polychem Private Limited	18,75,000	7.45%	18,75,000	7.45%
Adhbutham Business Solutions Private Limited	18,05,000	7.18%	18,05,000	7.18%
Challa Santha Prasad	-	-	17,55,771	6.98%
Ramakrishna Prasad Kanuri	17,49,006	6.95%	-	-
Sailaja M	14,70,936	5.85%	14,70,936	5.85%
Bikkasani Puranachander Rao	13,33,333	5.30%	-	-
<b>Total</b>	<b>1,08,85,652</b>	<b>43.27%</b>	<b>95,59,084</b>	<b>38.00%</b>

### Note 15. Other Equity

Particulars	Note No	As at 31 March 2023	As at 31 March 2022
Securities premium	14.1	3,549.25	3,549.25
Retained earnings	14.2	-4,530.93	-1,709.77
Other Comprehensive Income	14.3	-19.87	-5.29
		<b>-1,001.55</b>	<b>1,834.19</b>

#### Note 15.1 Securities premium

Particulars	Note No	As at 31 March 2023	As at 31 March 2022
Opening balance		3,549.25	3,549.25
Add: Additions during the year		-	-
		3,549.25	3,549.25

Amount received on issue of shares in excess of the face value has been classified as securities premium. This reserve will be utilised in accordance with provisions of Section 52 of the Companies Act, 2013.

#### 15.2 Retained earnings

Particulars		As at 31 March 2023	As at 31 March 2022
Opening balance		-1,709.77	(413.55)
Add: Net profit/(loss) for the year		-2,821.16	(1,296.22)
	(A)	<b>-4,530.93</b>	<b>(1,709.77)</b>
Less: Dividend distributed to equity shareholders	(B)	-	-
	<b>(A-B)</b>	<b>(4,530.93)</b>	<b>(1,709.77)</b>

Retained earnings are the profits that the Group has earned till date, less any transfers to general reserve, dividends or other distributions to shareholders.

#### 15.3 Other Comprehensive Income

Particulars	As at 31 March 2023	As at 31 March 2022
<b>Actuarial Gain or Loss &amp; FVOCI Equity on Investments :</b>		
Opening balance	(5.29)	29.66
Add: Additions during the year	(14.58)	-34.95
Closing Balance	(19.87)	(5.29)

Other Comprehensive Income (OCI) represents the amount recognised in other equity consequent to remeasurement of Defined Benefit Plan and Exchange differences arising on translation of the foreign operations

**Note 16**

(Amount Rs. In Lakhs)

**Borrowings (Non Current)**

Particulars	As at 31 March 2023	As at 31 March 2022
<b>(a).Secured (at amortized cost)</b>		
<b>Vehicle loans from banks</b>		
i).HDFC Bank	10.97	15.90
(b).Unsecured Loans (at amortised Cost)	-	-
i).Loans from NBFC	3,620.52	3,178.89
<b>Total</b>	<b>3,631.49</b>	<b>3,194.78</b>

**Details of borrowings:**

(i) Borrowings mentioned in (a) are secured by the hypothecation of respective vehicles for which loans are availed.

Note: Current Maturities of non-current borrowings amount of Rs.4,92,891 lakhs have been disclosed under the head Borrowings (Current) (Refer note:21)

**Note 17**
**Other financial liabilities (Non Current)**

Particulars	As at 31 March 2023	As at 31 March 2022
Other Loans	-	63.90
<b>Total</b>	<b>-</b>	<b>63.90</b>

**Note 18**
**Provisions (Non Current)**

Particulars	As at 31 March 2023	As at 31 March 2022
Provision for Gratuity (Refer note-38)	44.56	33.56
Provision For Leave Encashment (Refer Note-38)	26.14	23.04
<b>Total</b>	<b>70.70</b>	<b>56.60</b>

Note: Refer Note No.36 for more details

**Note 19**
**Lease Liabilities-(Non Current)**

Particulars	As at 31 March 2023	As at 31 March 2022
<b>Lease Liabilities- amortised Cost</b>	<b>35.91</b>	<b>37.91</b>
<b>Total</b>	<b>35.91</b>	<b>37.91</b>

**Note 20**
**Other non-Current liabilities**

Particulars	As at 31 March 2023	As at 31 March 2022
Security Deposit	384.45	352.42
Aditya Birla Finance Ltd	491.28	494.67
<b>Total</b>	<b>875.73</b>	<b>847.09</b>

**Note 21**

**Borrowings (Current)**

Particulars	As at 31 March 2023	As at 31 March 2022
<b>a).Secured Loans from Banks</b>		
<b>Repayable on Demand</b>		
i). HDFC CC Account-50200044477941	486.97	1,448.50
ii). Kotak-7913017644-OD Account Kotak Mahindra Short Term Loan A/c(7466TL0100000021	485.08	483.52
iii). Kotak Short Term Loans	500.00	1,000.00
iv). Kotak-7945062568-OD	93.10	148.16
v). HDFC Term Loan(ECLGS Scheme)	79.95	133.36
vi). Kotak Term Loan(ECLGS Scheme)	139.88	235.40
vii). Current Maturities of Longterm Borrowings	4.93	4.59
viii) .HDFC Farmer Funding	-	500.00
<b>b).Debentures</b>		
i).Ade Pratap Reddy	405.07	-
ii).A Shakuntala Devi	505.73	-
<b>c).Preference shares</b>		
i). 9% Cumulative Non Convertible Redeemable Preference Share Capital at amortised cost	1,651.38	-
ii). Dividend accrued on 9% Cumulative Redeemable Preference shares	1.22	-
<b>d). Unsecured Loans from Related Parties</b>		
i). Munnangi Jayaram Prasad	351.10	
ii). B.Mohana Krishna	795.78	516.67
iii). Paturi Srinivasa Rao	107.52	100.32
iv). Tierra Seed Science Private Limited	-	
<b>d). Unsecured loans from others</b>		
i) .Helcal Tubes & Ducts Pvt Ltd	60.00	60.00
ii). Jyoti Bio Energy Limited	473.68	254.36
iii) .Challa Kodanda Ram	104.38	
iv). Karafa Products Private Limited	212.70	
v). Sai Naren Holdings Private Limited	-	50.87
vi). Prasad Seeds Private Limited	37.67	
vi). Other Loans	77.00	-
<b>Total</b>	<b>6,573.15</b>	<b>4,935.76</b>

## Details of borrowings:

(1) Cash Credit (CC), Overdraft (OD) and Others mentioned in (a) amounting to Rs. 571.86 lakhs (31 March 2022: Rs. 2086.46) were obtained from HDFC Bank. Remaining amount mentioned in (a) amounting to Rs. 1218.06 lakhs (31 March 2022: Rs. 1867.08) obtained from Kotak Bank respectively are secured by way of:

### a). Primary Security:

i. The loan from HDFC Bank is primary secured against stock less than 180 days book debts and personal guarantee given by Mr. Ch. Rajendra Prasad and Fixed Deposit of 20% as security.

### b). Collateral Security:

Pledge of equity shares of the company.

### c). Guarantees: Personal guarantees of

ii). Mr. Surinder Tikoo

iii). Mr. PS Batttacharya

iv) Mr. Challa Rajendra Prasad.

### Kotak Mahindra Bank Security details

### a). Primary Security:

i. The loan from Kotak Mahindra Bank is primary first charge on all existing and future current assets/moveable fixed assets along with HDFC bank under MBA.

### b). Collateral Security:

i). Pledge equity of 34,50,439 No's equity shares of the company.

### c). Guarantees: Personal guarantees of

i). Mr. Suresh Atluri

ii). Mr. Surinder Tikoo

iii). Mr. PS Batttacharya

iv) Mr. Challa Rajendra Prasad.

## Note 22

### Trade Payables

Particulars	As at 31 March 2023	As at 31 March 2022
(a). Outstanding dues to micro enterprises and small enterprises	112.69	61.49
(b). Outstanding dues to creditors other than micro enterprises and small enterprises	2,076.59	1,833.88
<b>Total</b>	<b>2,189.28</b>	<b>1,895.38</b>

Refer note 44 for trade payable ageing schedule

## Note 23

### Lease Liabilities

Particulars	As at 31 March 2023	As at 31 March 2022
Current maturities of Lease Liabilities-amortised Cost	35.61	18.41
<b>Total</b>	<b>35.61</b>	<b>18.41</b>



**Note 24**

**Other Financial Liabilities (current)**

<b>Particulars</b>	<b>As at 31 March 2023</b>	<b>As at 31 March 2022</b>
Salary Payable	13.52	9.65
Bonus Payable	9.11	11.11
Sitting Fees Payable	1.00	-
Organizer Commission Payable	44.57	51.61
Incentives Payable	0.25	-
Professional charges Payable	0.48	-
Interest Payable	15.33	25.08
Other Expenses Payables	93.59	23.55
<b>Total</b>	<b>177.85</b>	<b>120.99</b>

**Note No 25**

**Provisions( Current)**

<b>Particulars</b>	<b>As at 31 March 2023</b>	<b>As at 31 March 2022</b>
Provision for Income Tax	4.67	4.67
Provision for Discounts	229.92	313.24
Provision for Gratuity	36.76	21.85
Provision for Leave Encashment	25.52	26.08
Others	-	2.05
<b>Total</b>	<b>296.88</b>	<b>367.89</b>

**Note 26**

**Other Current Liabilities**

<b>Particulars</b>	<b>As at 31 March 2023</b>	<b>As at 31 March 2022</b>
Provision for Audit Fees	11.48	10.73
Provident fund payable	15.59	12.67
ESI Payable	0.31	0.34
TDS/TCS Payable	45.41	34.60
Professional Tax Payable	0.39	0.36
Advance From Customers	1,662.05	1,412.23
Payable on Preference shares recognised at amotised cost	147.40	-
Gst Payable	4.81	7.86
<b>Total</b>	<b>1,887.44</b>	<b>1,478.80</b>

## Note 27

### Revenue from operations

Particulars	For the year Ended 31 March, 2023	For the year Ended 31 March, 2022
Sale of Seeds	7,518.09	7,193.38
Less: BP Discount	1,506.63	1,532.82
<b>Total</b>	<b>6,011.46</b>	<b>5,660.56</b>

## Note 28

### Other Income

Particulars	For the year Ended 31 March, 2023	For the year Ended 31 March, 2022
Interest on Fixed Deposits	14.04	13.92
Creditor Balances Written Back	32.19	-
Interest Income on Rental deposit -Ind as	1.07	0.19
Employee Notice Period Recovery	4.80	-
Interest Income On LIC Fund	0.38	-
Interest income due to fair value of Redeemable Preference shares	1.22	-
Other Incomes	6.11	4.19
<b>Total</b>	<b>59.80</b>	<b>18.30</b>

## Note 29

### Purchases and Direct Expenses

Particulars	For the year Ended 31 March, 2023	For the year Ended 31 March, 2022
Packing Material & Other Purchases	418.51	456.56
Purchase of Seeds	3,160.96	2,565.06
Logistic Expenses	301.00	249.50
Production Expenses	170.09	183.91
<b>Total</b>	<b>4,050.56</b>	<b>3,455.02</b>

## Note 30

### Changes in inventories of finished goods work-in-progress and Stock-in-Trade

Particulars	For the year Ended 31 March, 2023	For the year Ended 31 March, 2022
Packing Material	332.91	207.40
Seeds	4,778.80	5,539.79
<b>Sub Total (a)</b>	<b>5,111.71</b>	<b>5,747.19</b>
<b>Closing Stock:</b>		
Packing Material	385.76	332.91
Seeds	3,422.67	4,778.80
<b>Sub Total (b)</b>	<b>3,808.44</b>	<b>5,111.71</b>
<b>Total (a-b)</b>	<b>1,303.27</b>	<b>635.49</b>

(Amount Rs. In Lakhs)

## Note 31

### Employee Benefit Expenses

Particulars	For the year Ended 31 March, 2023	For the year Ended 31 March, 2022
Salaries, Wages & Bonus	1,527.46	1,282.79
Staff welfare expenses	2.68	8.12
ESI Contribution	3.16	3.66
Provident Fund & PF Admin	93.11	80.61
Insurance	36.54	9.79
Gratuity	23.53	17.08
Leave encashment	15.06	23.23
<b>Total</b>	<b>1,701.54</b>	<b>1,425.27</b>

## Note 32

### Finance cost

Particulars	For the year Ended 31 March, 2023	For the year Ended 31 March, 2022
Interest on Loan	1,070.43	823.08
Interest Paid to Others	56.08	41.37
Interest on Lease	6.81	1.60
Interest on MSME	0.96	-
Bank Charges	1.56	-
9% Dividend on Cumulative Non convertible redeemable Preference shares	1.22	-
Loan Processing charges	7.69	5.54
<b>Total</b>	<b>1,144.76</b>	<b>871.58</b>

## Note 33

### Depreciation and Amortisation

Particulars	For the year Ended 31 March, 2023	For the year Ended 31 March, 2022
a) Depreciation and Amortisation	41.52	20.36
b) Depreciation on Right-of-use assets	36.78	8.09
<b>Total</b>	<b>78.30</b>	<b>28.45</b>

## Note 34

(Amount Rs. In Lakhs)

### Other Expenses

Particulars	For the year Ended 31 March, 2023	For the year Ended 31 March, 2022
Payment to Auditors (Refer Note 34.1)	8.00	8.75
Professional Charges	99.75	84.45
Internet Hosting Charges	1.47	4.68
Telephone Charges	1.34	1.61
Field Assistant Expenses	142.34	115.55
Field Day Expenses	3.89	14.75
Travelling Expenses	372.35	272.87
Internal Audit Fees	6.00	6.00
Sales and Marketing Expenses	159.05	67.05
Conveyance Expenses	6.47	5.40
Books & Periodicals	0.04	0.05
Rent	3.03	42.53
Rates & Taxes	55.23	62.29
Computer Mainatance	13.53	4.67
Printing & Stationery	3.40	3.78
Office Expenses	29.35	21.24
Provision for Expected Credit Losses	93.20	-
R&D Expenses	574.47	325.59
Postage & Courier	4.45	1.27
Other Expenses	8.68	4.45
Dismantling Charges	-	6.00
Director's Sitting Fee	5.30	6.75
Merger Expenses	-	5.72
Listing Fees	0.50	3.54
<b>Total</b>	<b>1,591.84</b>	<b>1,068.97</b>

### Note 34.1

#### Audit Fees

Particulars	For the year Ended 31 March, 2023	For the year Ended 31 March, 2022
(a) For statutory audit	7.25	8.00
b) For Tax Audit	0.75	0.75
c) Reimbursement of Expenses		
<b>Total</b>	<b>8.00</b>	<b>8.75</b>

### 35. Income Tax

The major components of income tax expenses for the year ended 31 March 2023 and 31 March 2022 are as follows:

Profit or loss section	31 March 2023	31 March 2022
Current tax expense	-	
Adjustment of tax relating to earlier periods	-	
MAT credit utilisation	-	
Deferred tax	(977.84)	(441.96)
<b>Total income tax expense recognised in Statement of Profit and Loss</b>	<b>(977.84)</b>	<b>(441.96)</b>

OCI section	31 March 2023	31 March 2022
Tax Effect on OCI items	4.90	(0.13)
<b>Income tax charged to OCI</b>	<b>4.90</b>	<b>(0.13)</b>

(a) The income tax expense for the year can be reconciled to the accounting profit as follows:

Particulars	31 March 2023	31 March 2022
Profit before tax	(3,799.01)	(1,803.63)
Enacted income tax rate in India	25.17%	25.17%
Computed expected tax expense	(956.21)	(453.97)
Add/(Less): Tax effect on account of:		
Items which are not tax deductible for computing taxable income	23.46	3.23
Adjustments for prior periods	-	
Effect of items which are not taxable for computing taxable income	-	
Others	(45.09)	9.94
<b>Income tax expense recognised in the Statement of Profit and Loss</b>	<b>(977.84)</b>	<b>(440.80)</b>

Deferred tax	31 March 2023	31 March 2022
Deferred tax asset/(liability) (net)	1,501.33	518.83
MAT credit entitlement	46.72	46.72
<b>Deferred tax asset (net)</b>	<b>1,548.05</b>	<b>565.55</b>

**(b) Deferred tax (liabilities)/assets (net) as at 31 March 2023, as detailed below reflect the quantum of tax liabilities/(assets) accrued upto 31 March 2023**

2022-23	Opening balance	Recognised in Statement of profit and loss	Recognised in other comprehensive income	MAT Credit availed / (utilization)	Closing balance
<b>Deferred tax (liabilities) /assets in relation to:</b>					
MAT credit	46.72	-	-	-	46.72
Timing difference on:					
-Property, plant and equipment	4.35	2.09	-	-	6.44
-Carried forward losses	600.97	923.43	-	-	1,524.40
-Right of use assets	-	3.38	-	-	3.38
-Remeasurement of defined benefit plans on account of Employee benefit obligations	(0.13)	21.28	4.90	-	26.05
-On account of depreciation of Subsidiary's PPE	2.63	0.18	-	-	2.81
-On account of Investments	(64.08)	2.33	-	-	(61.75)
	(24.91)	24.91	-	-	-
<b>Deferred tax (liabilities) /assets (Net)</b>	<b>565.55</b>	<b>977.60</b>	<b>4.90</b>	<b>-</b>	<b>1,548.05</b>

**(c) Deferred tax (liabilities)/assets (net) as at 31 March 2022, as detailed below reflect the quantum of tax liabilities/(assets) accrued upto 31 March 2022**

2021-22	Opening balance	Recognised in Statement of profit and loss	Recognised in other comprehensive income	MAT Credit availed / (utilization)	Closing balance
<b>Deferred tax (liabilities) /assets in relation to:</b>					
MAT credit	46.72	-	-	-	46.72
Timing difference on:					
-Property, plant and equipment	4.81	(0.46)	-	-	4.35
-Carried forward losses	136.51	464.46	-	-	600.97
-Right of use assets	-	-	-	-	-
-Remeasurement of defined benefit plans on account of Employee benefit obligations	-	-	(0.13)	-	(0.13)
-On account of depreciation of Subsidiary's PPE	(64.33)	2.63	-	-	2.63
-On account of Investments	-	0.25	-	-	(64.08)
	-	(24.91)	-	-	(24.91)
<b>Deferred tax (liabilities) /assets (Net)</b>	<b>123.71</b>	<b>441.97</b>	<b>(0.13)</b>	<b>-</b>	<b>565.55</b>

### 36. Earnings Per Equity Share :

“Basic EPS amounts are calculated by dividing the profit for the year attributable to equity holders by the weighted average number of Equity shares outstanding during the year.

Diluted earnings per share is calculated by dividing the profit/(loss) attributable to equity holders (after adjusting for interest on the Compulsory convertible debentures) by the weighted average number of equity shares outstanding during the period/year plus the weighted average number of equity shares that would be issued on conversion of all the dilutive potential equity shares into equity shares.

#### Earnings per equity share

Particulars	For the Year Ended 31 March 2023	For the Year Ended 31 March 2022
Profit attributable to equity shareholders (Rs.in lakhs)	-2821.16	-1361.68
No of Equity shares Outstanding	2,51,55,165	2,51,55,165
<b>Weighted average number of equity shares for Basic EPS (Nos.)</b>	<b>2,51,55,165</b>	<b>2,51,55,165</b>
Effect of dilutive equivalent Potential Equity shares if any	-	-
<b>Weighted average number of equity shares for dilutive EPS (Nos.)</b>	<b>2,51,55,165</b>	<b>2,51,55,165</b>
Face value per equity share (Rs.)	10.00	10.00
<b>Basic Earnings Per share( Face Value of Rs 10 each)</b>	<b>-11.22</b>	<b>-5.41</b>
<b>Diluted Earnings Per share-( Face Value of Rs 10 each).</b>	<b>-11.22</b>	<b>-5.41</b>

### 37.Retirement Benefit Obligations

#### A.Expense recognised for Defined contribution plan

Particulars	For the Year Ended 31 March 2023	For the Year Ended 31 March 2022
Company's contribution to Provident Fund	93.11	82.86
Company's contribution to ESI	3.16	3.66

B. Below tables sets forth the changes in the projected benefit obligation and plan assets and amounts recognised in the Consolidated Balance Sheet as at March 31, 2023 and March 31, 2022, being the respective measurement dates:

I. Change in Defined Benefit Obligation

Gratuity Leave Encashment(Unfunded)

Particulars	Financial Year Ending 31/03/2023	Financial Year Ending 31/03/2022	Financial Year Ending 31/03/2023	Financial Year Ending 31/03/2022
<b>Defined Benefit Obligation at the beginning</b>	<b>55.88</b>	<b>34.97</b>	<b>49.12</b>	<b>44.43</b>
Current Service Cost	21.14	14.94	11.86	20.62
Past Service Cost	-	-	-	-
(Gain) / Loss on settlements	-	-	-	-
Interest Expense	3.37	1.78	3.20	2.60
Benefit Payments from Plan Assets	-	-	-	-
Benefit Payments from Employer	-19.73	-18.55	-10.93	-13.63
Settlement Payments from Plan Assets	-	-	-	-
Settlement Payments from Employer	-	-	-	-
Other (Employee Contribution, Taxes, Expenses)	-	-	-	-
Increase / (Decrease) due to effect of any business combination / divestiture / transfer)	-	-	-	-
Increase / (Decrease) due to Plan combination	-	-	-	-
Remeasurements - Due to Demographic Assumptions	1.02	-	0.21	-
Remeasurements - Due to Financial Assumptions	-0.24	-0.42	-0.15	-0.27
Remeasurements - Due to Experience Adjustments	19.92	23.22	-1.65	-4.62
<b>Defined Benefit Obligation at the end</b>	<b>81.33</b>	<b>55.88</b>	<b>51.66</b>	<b>49.12</b>
<b>Discount Rate</b>	<b>7.51%</b>	<b>7.33%</b>	<b>7.51%</b>	<b>7.33%</b>
<b>Salary Escalation Rate</b>	<b>10.00%</b>	<b>10.00%</b>	<b>10.00%</b>	<b>10.00%</b>



## II. Components of Defined Benefit Cost

## Gratuity Leave Encashment(Unfunded)

Particulars	Financial Year Ending 31/03/2023	Financial Year Ending 31/03/2022	Financial Year Ending 31/03/2023	Financial Year Ending 31/03/2022
Current Service Cost	21.14	14.94	-	20.62
Past Service Cost	-	-	-	-
(Gain) / Loss on Settlements	-	-	-	-
Reimbursement Service Cost	-	-	-	-
<b>Total Service Cost</b>	<b>21.14</b>	<b>14.94</b>	<b>11.86</b>	<b>20.62</b>
Interest Expense on DBO	3.37	1.78	3.20	2.60
Interest (Income) on Plan Assets	-0.99	-0.92	-	-
Interest (Income) on Reimbursement Rights	-	-	-	-
Interest Expense on (Asset Ceiling) / Onerous Liability	-	-	-	-
<b>Total Net Interest Cost</b>	<b>2.39</b>	<b>0.85</b>	<b>3.20</b>	<b>2.60</b>
Reimbursement of Other Long Term Benefits	-	-	-	-
<b>Defined Benefit Cost included in P &amp; L</b>	<b>23.53</b>	<b>15.80</b>	<b>15.06</b>	<b>23.22</b>
Remeasurements - Due to Demographic Assumptions	1.02	-	0.21	-
Remeasurements - Due to Financial Assumptions	-0.27	-0.48	-0.15	-0.27
Remeasurements - Due to Experience Adjustments	19.92	23.22	-1.65	-4.62
(Return) on Plan Assets (Excluding Interest Income)	0.41	1.34	-	-
(Return) on Reimbursement Rights	-	-	-	-
Changes in Asset Ceiling / Onerous Liability	-	-	-	-
<b>Total Remeasurements in OCI</b>	<b>21.07</b>	<b>24.08</b>	<b>-1.59</b>	<b>-4.89</b>
<b>Total Defined Benefit Cost recognized in P&amp;L and OCI</b>	<b>44.60</b>	<b>39.87</b>	<b>13.47</b>	<b>18.33</b>
<b>Discount Rate</b>	<b>7.51%</b>	<b>7.33%</b>	<b>7.51%</b>	<b>7.33%</b>
<b>Salary Escalation Rate</b>	<b>10.00%</b>	<b>10.00%</b>	<b>10.00%</b>	<b>10.00%</b>

Leave Encashment(Unfunded)

Gratuity

III. Change in Fair Value of Plan Assets

Particulars	Financial Year Ending 31/03/2023	Financial Year Ending 31/03/2022	Financial Year Ending 31/03/2023	Financial Year Ending 31/03/2022
<b>Fair Value of Plan Assets at the beginning</b>	<b>13.46</b>	<b>12.79</b>	-	-
Interest Income	0.99	0.92	-	-
Employer Contributions	-	1.09	-	-
Employer Direct Benefit Payments	-15.96	18.55	10.93	13.63
Employer Direct Settlement Payments	-	-	-	-
Benefit Payments from Plan Assets	-	-	-	-
Benefit Payments from Employer	-15.96	-16.06	-10.93	-13.63
Settlement Payments from Plan Assets	-	-	-	-
Settlement Payments from Employer	-	-	-	-
Other (Employee Contribution, Taxes, Expenses)	-	-	-	-
Increase / (Decrease) due to effect of any business combination / divestiture / transfer)	-	-	-	-
Increase / (Decrease) due to Plan combination	-	-	-	-
Remeasurements - Return on Assets (Excluding Interest Income)	-0.41	-1.34	-	-
<b>Fair Value of Plan Assets at the end</b>	<b>14.04</b>	<b>13.46</b>	-	-

Weighted Average Asset Allocations at end of current period

Particulars	Gratuity		Leave Encashment(Unfunded)	
	Financial Year Ending 31/03/2023	Financial Year Ending 31/03/2022	Financial Year Ending 31/03/2023	Financial Year Ending 31/03/2022
Equities	0%	0%	0%	0%
Bonds	0%	0%	0%	0%
Gilts	0%	0%	0%	0%
Insurance Policies	100%	100%	100%	100%
<b>Total</b>	<b>100%</b>	<b>100%</b>	<b>100%</b>	<b>100%</b>

IV. Amounts recognized in the Statement of Financial Position

Particulars	Gratuity		Leave Encashment(Unfunded)	
	Financial Year Ending 31/03/2023	Financial Year Ending 31/03/2022	Financial Year Ending 31/03/2023	Financial Year Ending 31/03/2022
Defined Benefit Obligation	81.33	55.88	51.66	49.12
Fair Value of Plan Assets	14.04	13.46	-	-
<b>Funded Status</b>	<b>67.29</b>	<b>42.41</b>	<b>51.66</b>	<b>49.12</b>
Effect of Asset Ceiling / Onerous Liability	-	-	-	-
<b>Net Defined Benefit Liability / (Asset)</b>	<b>67.29</b>	<b>42.41</b>	<b>51.66</b>	<b>49.12</b>
<b>Of which, Short term Liability</b>	<b>36.77</b>	<b>22.73</b>	<b>25.52</b>	<b>26.08</b>

## V. Net Defined Benefit Liability / (Asset) reconciliation

## Gratuity Leave Encashment(Unfunded)

Particulars	Financial Year Ending 31/03/2023	Financial Year Ending 31/03/2022	Financial Year Ending 31/03/2023	Financial Year Ending 31/03/2022
<b>Net Defined Benefit Liability / (Asset) at the beginning</b>	<b>42.41</b>	<b>20.85</b>	<b>49.12</b>	<b>44.43</b>
Defined Benefit Cost included in P & L	23.53	15.80	15.06	23.22
Total Remeasurements included in OCI	21.07	24.08	-1.59	-4.89
Net Transfer In / (Out) (Including the effect of any business combination / divesture)	-	-	-	-
Amount recognized due to Plan Combinations	-	-	-	-
Employer Contributions	-	-1.09	-	-
Employer Direct Benefit Payments	-19.73	-18.55	-10.93	-13.63
Employer Direct Settlement Payments	-	-	-	-
Credit to Reimbursements	-	-	-	-
<b>Net Defined Benefit Liability / (Asset) at the end</b>	<b>67.29</b>	<b>41.08</b>	<b>51.66</b>	<b>49.12</b>

**VI. Experience Adjustments on Present Value of DBO and Plan Assets**      **Gratuity**      **Leave Encashment(Unfunded)**

<b>Particulars</b>	<b>Financial Year Ending 31/03/2023</b>	<b>Financial Year Ending 31/03/2022</b>	<b>Financial Year Ending 31/03/2023</b>	<b>Financial Year Ending 31/03/2022</b>
(Gain) / Loss on Plan Liabilities	19.92	19.90	-1.40	-4.94
% of Opening Plan Liabilities	32.50%	101.69%	-3.65%	100%
Gain / (Loss) on Plan Assets	-0.41	-1.34	-	-
% of Opening Plan Assets	3.02%	102.80%	-	-

**VII. Sensitivity Analysis Discount Rate, Salary Escalation Rate and Withdrawal Rate are significant actuarial assumptions. The change in the Present Value of Defined Benefit Obligation for a change of 100 Basis Points from the assumed assumption is given below:**

**Summary of Financial & Demographic Assumptions**

**Gratuity Leave Encashment(Unfunded)**

Scenario	Gratuity		Leave Encashment(Unfunded)	
	Percentage Change	DBO	Percentage Change	DBO
Under Base Scenario	0.0%	81.33	0.0%	51.66
Salary Escalation - Up by 1%	2.5%	83.39	2.5%	52.83
Salary Escalation - Down by 1%	-2.5%	79.34	-2.5%	50.52
Withdrawal Rates - Up by 1%	-2.9%	78.96	-2.9%	51.58
Withdrawal Rates - Down by 1%	0.5%	81.71	0.5%	51.74
Discount Rates - Up by 1%	-1.8%	79.85	-1.8%	50.86
Discount Rates - Down by 1%	1.9%	82.90	1.9%	52.51

## VIII. Bifurcation of Present Value of Obligations at the end of the valuation period as per Schedule III of the Companies Act, 2013

Particulars	Gratuity		Leave Encashment(Unfunded)	
	Financial Year Ending 31/03/2023	Financial Year Ending 31/03/2022	Financial Year Ending 31/03/2023	Financial Year Ending 31/03/2022
Current Liabilities	36.77	21.85	25.52	26.08
Non- current Liabilities	44.56	33.56	26.14	23.04



### 38. Contingencies and Commitments:

There are no contingent liabilities and expenditure on account of capital nature to be provided for.

i) On account of Direct tax matter\* - Rs. Nil (31 march 2022 :Nil)

ii) Other claims#

In the ordinary course of business, the Company faces claims and assertions by various parties. The Company assesses such claims and assertions and monitors the legal environment on an ongoing basis, with the assistance of external legal counsel, wherever necessary. The Company records a liability for any claims where a potential loss is probable and capable of being estimated and discloses such matters in its financial statements, if material. For potential losses that are considered possible, but not probable, the Company provides disclosure in the financial statements but does not record a liability in its accounts unless the loss becomes probable.

The following is a description of claims and assertions where a potential loss is possible, but not probable. The Company believes that none of the contingencies described below would have a material adverse effect on the Company's financial condition, results of operations or cash flows.

#### #Claims

There are various claims against the Company, the majority of which pertain to government body investigations with regards to regulatory compliances (Regulation of Supply, Distribution, Sale and fixation of Sale Price Act, Essential Commodities Act, Andhra Pradesh Cotton Seeds Act) for seed sampling failure and consumer complaints under the consumer protection Act 1986 & 2019 regarding with this matter the amount of possible liability is not ascertainable based on the opinion given by the external legal counsel accordingly the same has disclosed in accordance with Ind AS 37 Provisions, Contingent Liabilities and Contingent Assets.

### 39.Related Party Transactions

#### a)Following is the list of related parties and their relationships

Sl No	Name of the Related Party	Nature of Relationship
1	Tidas Agrotech Private Limited	Joint Venture
2	Vijay Kumar Deekonda	Director & CFO
3	Sridevi Dasari	Director ( till 02.09.2022)
4	Srinivasa Rao Paturi	Director
5	Suryanarayana Simhadri	Director
6	Bandi Mohan Krishna	Director( till 16.03.2023)
7	Venkata Krishna Rau Gogineni	Director
8	Munnangi Jayaram Prasad	Director
9	Neha Soni	Director
10	Hari Singh Chauhan	Chief executive Officer
11	Haripriya	Company Secretary
12	K Anagha Devi	Company Secretary
13	Parthasarathi Bhattacharya	Whole Time Director.
14	Surinderkumar Tikoo	Director

a). Related party transactions for the year are as follows:

Sl No	Name of the Related Party	Nature of Relationship	Particulars	Year Ended 31 March 2023	Year Ended 31 March 2022
1	Tidas Agrotech Private Limited	Joint Venture	Loans/Advances Given	30.87	47.09
2	Vijay Kumar Deekonda	Whole time Director	Remuneration Paid	13.80	13.80
3	Sridevi Dasari	Director	Sitting Fees Paid	0.40	1.3
4	Srinivasa Rao Paturi	Director	Sitting Fees Paid Loan Rent	0.60 7.20 1.44	0.65 100.00 1.44
5	Suryanarayana Simhadri	Director	Sitting Fees Paid	1.00	1.25 0.95
6	Bandi Mohan Krishna	Director	Sitting Fees Paid Loan	0.80 279.12	0.95 766.67
7	Venkata Krishna Rau Gogineni	Director	Sitting Fees Paid	0.70	1.2
8	Munnanghi Jayaram Prasad	Director	Sitting Fees Paid Loan	0.30 350.00	0 0.00
9	Neha Soni	Director	Sitting Fees Paid	0.50	0
10	Hari Singh Chauhan	Chief executive Officer	Remuneration	183.43	21.79
11	Haripriya	Company Secretary	Remuneration	0.67	0
12	K Anagha Devi	Company Secretary	Remuneration	2.3	0
13	AV Kiran	Company Secretary	Remuneration	-	3.96
14	Parthasarathi Bhattacharya	Whole Time Director.	Remuneration	62.28	59.78
15	Surinderkumar Tikoo	Director	Remuneration	9.00	36.00

## b).Related party outstanding balances as a are as follows:-

Sl No	Name of the Related Party	Nature of Relationship	Particulars	Balances outstanding as at 31 March 2023	Balances outstanding as at 31 March 2022
1	Tidas Agrotech Private Limited	Joint Venture	Loans & Advances	-105.21	-74.34
2	Sridevi Dasari	Director	Sitting Fees Payable	-	1.17
3	Srinivasa Rao Paturi	Director	Sitting Fees Payable Loan	0.14 107.52	0.59 100.31
4	Suryanarayana Simhadri	Director	Sitting Fees Payable	0.18	1.13
5	Bandi Mohan Krishna	Director	Sitting Fees Payable Loan	0.14 795.78	0.86 516.67
6	Venkata Krishna Rau Gogineni	Director	Sitting Fees Payable	0.14	1.08
7	Munnanghi Jayaram Prasad	Director	Sitting Fees Payable Loan	0.09 351.10	- -
8	Parthasarathi Bhattacharya	Whole Time Director.	Remuneration	-	3.51
9	Surinderkumar Tikoo	Director	Remuneration	-	2.27

**40. The disclosure pursuant to the Micro, Small and Medium Enterprises Development Act, 2006, (MSMED Act) for dues to micro enterprises and small enterprises as at March 31, 2023 and March 31, 2022 is as under**

(Rs. in Lakhs)

Particulars	As at 31 March 2023	As at 31 March 2022
a). the principal amount and the interest due thereon (to be shown separately) remaining unpaid to any supplier at the end of each accounting year;	112.69	61.49
b). the amount of interest paid by the buyer in terms of section 16 of the Micro, Small and Medium Enterprises Development Act, 2006 (27 of 2006), along with the amount of the payment made to the supplier beyond the appointed day during each accounting year;	-	-
c). the amount of interest due and payable for the period of delay in making payment ( which has been paid but beyond the appointed day during the year) but without adding the interest specified under the Micro, Small and Medium Enterprises Development Act, 2006;	-	-
d). the amount of interest accrued and remaining unpaid at the end of each accounting year; and the amount of further interest remaining due and payable even in the succeeding years, until such date when the interest	0.95	-
e). dues above are actually paid to the small enterprise, for the purpose of disallowance of a deductible expenditure under section 23 of the Micro, Small and Medium Enterprises Development Act, 2006.	-	-

Note: The list of undertakings covered under MSMED Act was determined by the Company on the basis of information available with the Company.

**Note 41. Disclosure pursuant to Indian Accounting Standard (Ind AS) 108 "Operating Segments"**

a). The Company's operations predominantly consist of Sale of Agriculture Seeds. The Company's Chief Operating Decision Maker (CODM) review the operations of the company as a single reportable segment only. Hence there are no reportable segments under Ind AS 108. Accordingly, the disclosure requirements specified in paragraphs 22 to 30 are not applicable.

**b) .Geographical information**

The Company operates in single principal geographical area i.e., India. Though the Company has operations across various geographies within India, the same are considered as a single operating segment considering the following factors

- These operating segments have similar long term gross profit margins
- The nature of the products and production processes are similar and the methods used to distribute the products to the customers are the same.

c). In view of the above mentioned classification of business and geographical segments the particulars relating to Segment revenue and results, Segment assets and liabilities, Other segment information, revenue from major products and services, geographical information are not required to be furnished.

## 42. Financial Instruments

### A. Accounting classifications and fair values

The following table shows the carrying amounts and fair values of financial assets and financial liabilities, including their levels in the fair value hierarchy.

Particulars	As at 31 March 2023		As at 31 March 2022	
	Amortised Cost	Fair Value	Amortised Cost	Fair Value
<b>Financial Assets</b>				
Investments	-	-	-	-
Other Financial Assets (Non Current)	139.71	-	173.14	-
Trade Receivables	1,633.84	-	1,854.37	-
Cash and cash equivalents	281.70	-	51.77	-
Bank Balance other than (ii) above	332.93	-	332.93	-
Other Financial Assets ( Current)	18.98	-	6.34	-
<b>Total Financial Assets</b>	<b>2,407.16</b>	-	<b>2,418.55</b>	-
<b>Financial liabilities</b>				
<b>Non Current</b>				
Borrowings	3,631.5	-	3,194.78	-
Other Financial Liabilities	-	-	63.90	-
<b>Current</b>				
Borrowings	6,573.1	-	4,935.76	-
Trade payables	2,189.3	-	1,895.38	-
Lease Liabilities	35.6	-	18.41	-
Other financial liabilities	177.8	-	120.99	-
<b>Total Financial liabilities</b>	<b>12,607</b>	-	<b>10,229.21</b>	<b>0.00</b>

"The fair value of trade receivables, other financial assets, cash and cash equivalents, other bank balances, borrowings, trade payables and other financial liabilities approximate their carrying amount largely due to short-term nature of these instruments.

### Measurement of fair values

#### i). Transfer between Level 1 and 2

There have been no transfers from Level 2 to Level 1 or vice-versa in the current year and no transfers in either direction in previous year.

## 43. Financial risk management objectives and policies

The Group's financial liabilities comprise mainly of borrowings, trade payables and other payables. The Group's financial assets comprise mainly of investments, cash and cash equivalents, other balances with banks, loans, trade receivables and other receivables.

The Group's risk management policies are established to identify and analyse the risks faced by the Group, to set appropriate risk limits and controls and to monitor risks and adherence to limits. Risk management policies and systems are reviewed regularly to reflect changes in market conditions and the Group's activities.

The Board of Directors of the Group has overall responsibility for the establishment and oversight of the Group's risk management framework. In performing its operating, investing and financing activities, the Group is exposed to the Credit risk and Liquidity risk.

**1. Market Risk:** Market risk is the risk of loss of future earnings, fair values or future cash flows that may results from change in the price of a financial instrument. The value of a financial instrument may change as result of change in the interest rates, foreign currency exchange rates, equity prices and other market changes may affect market risk sensitive instruments. Market risk is attributable to all market risk sensitive financial instruments and

deposits, foreign currency receivables, payables and loans and borrowings. Market risk comprises mainly three types of risk:

Interest rate risk, currency risk and other price risk such as equity price risk and commodity risk.

The Group has an elaborate risk management system to inform Board Members about risk management and minimization procedures

## a) Interest Rate Risk :-

Interest rate risk is the risk that the fair value of future cash flows of a financial instrument will fluctuate because of changes in market interest rates. Any changes in the interest rates environment may impact future rates of borrowing. The Group mitigates this risk by maintaining a proper blend of Fixed & Floating Rate Borrowings.

The Group regularly scans the Market & Interest Rate Scenario to find appropriate Financial Instruments & negotiates with the Lenders in order to reduce the effect Cost of Funding.

Interest Rate Sensitivity: The following table demonstrates the sensitivity to a

reasonably possible change in interest rates on financial assets affected. With all other before tax is affected through the impact on finance cost with respect to our borrowing, as follows: variables held constant, the Group's profit / (Loss)

## b)Commodity Price Risk and Sensitivity:

Commodity price fluctuations can have an impact on the demand of seeds for particular crop. Therefore, we track the commodity price movements very closely and take advance production decisions accordingly. In addition to the above, Group also maintains a strategic buffer inventory to ensure that such disruptions do not impact the business significantly.

## c)Foreign currency risk

"Foreign currency risk is the risk that the fair value or future cash flows of an exposure will fluctuate because of changes in foreign exchange rates. The Group exposure to the risk of changes in foreign exchange rates relates primarily to the Group's operating activities (when revenue or expense is denominated in a foreign currency). Considering the countries and economic environment in which the group operates, its operations are subject to risks arising from fluctuations in exchange rates in those countries. Any movement in the functional currency of the various operations of the group against major foreign currencies may impact the Group's revenue in international business. The group evaluates the impact of foreign exchange rate fluctuations by assessing its exposure to exchange rate risks."

### i).Expenditure in Foreign exchange

Particulars	Financial Year ending 31 March 2023	Financial Year ending 31 March 2022
Import of Vegetable seeds	105.11	57.83
<b>Total</b>	<b>105.11</b>	<b>57.83</b>

### ii). Earnings in Foreign exchange

Particulars	Financial Year ending 31 March 2023	Financial Year ending 31 March 2022
FOB Value of Exports	Nil	Nil
Interest Earned	Nil	Nil
<b>Total</b>	<b>Nil</b>	<b>Nil</b>

**2 Credit Risk:**

Credit risk is the risk that counterparty might not honour its obligations under a financial instrument or customer contract, leading to a financial loss. The Group is exposed to credit risk from its operating activities (primarily trade receivables).

a).Trade Receivables: Customer credit risk is managed based on Group's established policy, procedures and controls. The Group assesses the credit quality of the counterparties, taking into account their financial position, past experience and other factors.Credit risk is reduced by receiving pre-payments and export letter of credit to the extent possible. TheGroup has a well defined sales policy to minimize its risk of credit defaults. Outstanding customer receivables are regularly monitored and assessed. Impairment analysis is performed based on historical data at each reporting date on an individual basis. However a large number of minor receivables are grouped into homogenous groups and assessed for impairment collectively.

**b).Provision for Expected Credit Losses**

The Group makes allowances for expected credit losses which is being assessed on a case to case basis in respect of dues outstanding for significant period of time i.e above 720 days as per the management estimates. Further, management believes that the unimpaired amounts that are due is collectable in full, based on historical payment behaviour and extensive analysis of customer credit risk.

**3 Liquidity Risk:**

Liquidity risk is the risk that the Group will encounter difficulty in meeting the obligations associated with its financial liabilities that are settled by delivering cash or another financial asset. The Company's approach is to ensure, as far as possible, that it will have sufficient liquidity to meet its liabilities when due. The Group relies on a mix of borrowings and operating cash flows to meet its needs for funds. The current committed lines of credit are sufficient to meet its short to medium term expansion needs. The Group monitors rolling forecasts of its liquidity requirements to ensure it has sufficient cash to meet operational needs while maintaining sufficient headroom on its undrawn committed borrowings facilities at all times so that the Group does not breach borrowing limits or covenants (where applicable) on any of its borrowing facilities.

**Note 44. Ageing of Trade Receivable.  
Trade Receivable ageing schedule:**

Particulars	Outstanding for following periods from due date of payment						Total
	Less than 6 months	6 months- 1 year	1-2 years	2-3 years	More than 3 years		
(i) undisputed trade receivables-considered good	1,352.87	283.46	117.98	89.27	-		1,843.57
(ii) undisputed trade receivables -which have significant increase in credit risk	-	-	-	-	-		-
(iii) undisputed trade receivable -credit impaired	-	-	-	-	-		-
(iv) Disputed trade receivables -which have significant increase in credit risk	-	-	-	-	-		-
(vi) disputed trade receivables -credit impaired	-	-	-	-	-		-
<b>Total</b>	<b>1,352.87</b>	<b>283.46</b>	<b>117.98</b>	<b>89.27</b>	<b>-</b>		<b>1,843.57</b>
<b>Less: Allowance for credit impaired receivables</b>							<b>88.48</b>
<b>Less: provision for expected Sales returns</b>							<b>121.25</b>
<b>Net Trade Debtors</b>							<b>1,633.84</b>



As at 31 March 2022

Particulars	Outstanding for following periods from due date of payment						Total
	Less than 6 months	6 months- 1 year	1-2 years	2-3 years	More than 3 years		
(i) undisputed trade receivables-considered good	1,612.36	242.01	-	-	-	-	1,854.37
(ii) undisputed trade receivables -which have significant increase in credit risk	-	-	-	-	-	-	-
(iii) undisputed trade receivable -credit impaired	-	-	-	-	-	-	-
(iv) Disputed trade receivables -which have significant increase in credit risk	-	-	-	-	-	-	-
(vi) disputed trade receivables -credit impaired	-	-	-	-	-	-	-
<b>Total</b>	<b>1,612.36</b>	<b>242.01</b>	<b>-</b>	<b>-</b>	<b>-</b>	<b>-</b>	<b>1,854.37</b>
<b>Less: Allowance for credit impaired receivables</b>							-
<b>Less: provision for expected Sales returns</b>							-
<b>Net Trade Debtors</b>							<b>1,854.37</b>

**Note 45. Ageing of Trade Payable.  
Trade Payable ageing schedule:**

Particulars	Trade Payable Outstanding as on 31 March 2023						Total
	Less than 6 months	6 months- 1year	1-2 years	2-3 years	More than 3 years		
(i) MSME	-	112.69	-	-	-	-	112.69
(ii) Others	-	2,067.14	0.67	1.03	7.76		2,076.60
(iii) Disputed dues - MSME	-	-	-				
(iv) Disputed dues -Others	-	-	-				
<b>Total</b>	<b>-</b>	<b>2,179.82</b>	<b>0.67</b>	<b>1.03</b>	<b>7.76</b>		<b>2,189.28</b>

Particulars	Trade Payable Outstanding as on 31 March 2023						Total
	Less than 6 months	6 months- 1year	1-2 years	2-3 years	More than 3 years		
(i) MSME	-	61.49	-	-	-	-	61.49
(ii) Others	-	1,824.80	1.19	7.90	-		1,833.88
(iii) Disputed dues - MSME	-						
(iv) Disputed dues - Others	-						
<b>Total</b>	<b>-</b>	<b>1,886.29</b>	<b>1.19</b>	<b>7.90</b>	<b>-</b>		<b>1,895.38</b>

**46. Capital Management:**

Equity Share Capital and other equity are considered for the purpose of company capital Management. The Company manages its capital so as to safeguard its; ability to continue as going concern and to provide optimum return to share holders. The Management and Board of directors monitors the return on capital. The company may take appropriate steps in order to maintain or if necessary adjust its capital structure..

**46. Contingencies and Commitments:**

Claims against the company acknowledged as debts

- i) On account of Direct tax matter\* - Rs.94.44 lakhs (31 march 2022 :Nil)
- ii) Other claims#

In the ordinary course of business, the Company faces claims and assertions by various parties. The Company assesses such claims and assertions and monitors the legal environment on an ongoing basis, with the assistance of external legal counsel, wherever necessary. The Company records a liability for any claims where a potential loss is probable and capable of being estimated and discloses such matters in its financial statements, if material. For potential losses that are considered possible, but not probable, the Company provides disclosure in the financial statements but does not record a liability in its accounts unless the loss becomes probable.

The following is a description of claims and assertions where a potential loss is possible, but not probable. The Company believes that none of the contingencies described below would have a material adverse effect on the Company's financial condition, results of operations or cash flows.

**\*Income tax**

Tierra seeds science pvt ltd (subsidiary company) has received a demand notice u/s. 156 of the Income Tax Act, 1961 demanding a penalty of Rs. 94.44 lakhs against which order was passed u/s. 271(1)(c) of the Income Tax Act directing TSSPL to pay the penalty .

Against the said order, TSSPL has preferred an Appeal before the Commissioner of Appeals (Income Tax) u/s. 246(a) of the Income Tax Act.

**#Claims**

There are various claims against the Company, the majority of which pertain to government body investigations with regards to regulatory compliances (Regulation of Supply, Distribution, Sale and fixation of Sale Price Act, Essential Commodities Act, Andhra Pradesh Cotton Seeds Act) for seed sampling failure and consumer complaints under the consumer protection Act 1986 & 2019 regarding with this matter the amount of possible liability is not ascertainable based on the opinion given by the external legal counsel accordingly the same has disclosed in accordance with Ind AS 37 Provisions, Contingent Liabilities and Contingent Assets.

## Note 47. Additional Disclosures

- i. The Group does not have any immovable property other than Properties where company is Lessee and lease agreements are duly executed in the favour of lessee.
- ii. The Group has not revalued its Property, Plant and Equipment.
- iii. The Group did not have any Investment Property during the year.
- iv. The Group has not Revalued its Intangible assets held in the name of the Group during the year.
- v. The Group has made Loans and Advances in the nature of Loans granted to Promoters, Director's, KMP's and related parties of Rs.105.22 (in lakhs). (Rs. in Lakhs)

Type of Borrower	As at 31 March 2023		As at 31 March 2022	
	Amount of loan or advance in the nature of loan outstanding	% of total loans and advances in the nature of loans outstanding	Amount of loan or advance in the nature of loan	% of total loans and advances in the nature of loans
Promoters	-	-	-	-
Directors	-	-	-	-
KMPs	-	-	-	-
Related Parties	105.22	100%	76.84	100%
<b>Total</b>	<b>105.22</b>		<b>76.84</b>	<b>100%</b>

- vi. No proceedings have been initiated during the year or are pending against the company at March 31, 2023 and March 31, 2022 for holding any binami property under Binami transactions (Prohibition) Act, 1988 (as amended in 2016) and rules made there under
- vii. The Group has not been declared as wilful defaulter by any bank, financial Institution or other lender.
- viii. There are no Transactions with struck off companies u/s 248/250 of the Companies Act, 2013.
- ix. The Group is in compliance with number of layers prescribed under clause (87) of section 2 of the Act read with Companies (Restriction on number of layers) Rules, 2017.
- x. The Group does not has any Undisclosed Income during the Year.
- xi. There are no charges or satisfaction to be registered with ROC beyond the statutory period.
- xii. The Group has not advanced/loaned/invested or received funds (either borrowed funds or share premium or any other sources or kind of funds) to any other person(s) or entity(ies), including foreign entities (Intermediaries) with the understanding (whether recorded in writing or otherwise) that the Intermediary shall directly or indirectly lend or invest in other persons or entities identified in any manner whatsoever by or on behalf of the Group (Ultimate Beneficiaries) or provide any guarantee, security or the like to or on behalf of the ultimate Beneficiaries.
- xiii. There are no regulatory account balances during the year.
- xiv. The Group is not required to apply its funds to CSR u/s 135 of The Companies Act, 2013.
- xv. The Group has not invested in Crypto Currency or Virtual Currency.

**Note No. 48**

Pursuant to the Scheme of amalgamation sanctioned by the Hon'ble National Company Law Tribunal, Bench at Hyderabad vide its order dated 12th day of November, 2021 Grandeur Products Limited was merged with our Company Tierra Agrotech Limited. Two employee benefit plans, namely, Grandeur Employee Stock Option Scheme II, 2016 (GPLESOS II, 2016) and the Grandeur Employees Stock Purchase Scheme 2017" ("GPL-ESPS 2017") were formulated vide special Resolution passed by the Shareholders of Grandeur Products Limited dated 8th November, 2016 and at Extra Ordinary General Meeting held on 25th March, 2017 respectively , Upon the Merger of Grandeur Products Limited with Tierra Agrotech Limited, the aforesaid schemes are continued as Schemes of Tierra Agrotech Limited. Details regarding the above mentioned schemes along with their status as follows.

Scheme 1: The company has instituted Grandeur Employees Stock Option Scheme II (GPLESOS II, 2016) of 7,50,000 stock options of Rs. 10/- each which is exercise price or any other price as decided by Compensation and Remuneration Committee of the Company, the options issued under this scheme are convertible into equity shares and the vesting period of options is one year not later than two years from the date of grant of options issued under this scheme issued to the eligible employees of the company (as decided by management) and the scheme was approved by the Shareholders through postal ballot dated 8th November, 2016.

Scheme 2: The company also issued and granted 7,50,000 equity shares of Rs. 10/- each under the scheme namely Grandeur Employees Stock Purchase Scheme 2017 (GPL-ESPS, 2017) to Grandeur Products Limited Employees Welfare Trust (GPL Trust) and also the company provided a loan of amount Rs. 61,19,600/- for acquisition of above allotted shares to GPL Trust & this was approved by shareholders of the company at the Extra Ordinary General Meeting held on 25th March, 2017. The purchase price of the share issued/granted shares under this scheme to GPL Trust will be determined by the Board of Trustees of the GPL Trust in consultation with the board of directors of the company & Nomination and Remuneration Committee of the Company.

Particulars	Year ended 31st March 2023	
	No of Share options	
	Scheme 1	Scheme 2
Options outstanding at the beginning of the year	7,50,000	1,38,040
Add: Shares issued on exercise of Employee Stock Option Plan/ Scheme	-	-
Granted during the year	-	-
Vested / Allotted during the year	-	-
Exercised during the year	-	-
Lapsed during the year	-	-
Forfeited during the year	-	-
Options outstanding at the end of the year.	7,50,000	1,38,040
<b>Options vested and exercisable at the end of the year</b>	<b>7,50,000</b>	<b>1,38,040</b>

**Form No. MGT-11**

**Proxy form**

**[Pursuant to section 105(6) of the Companies Act, 2013 and rule 19(3) of the Companies (Management and Administration) Rules, 2014]**

CIN: U01119TG2013PLC090004

Name of the Company: TIERRA AGROTECH LIMITED

Registered Office: 1st Floor, Sravana Complex, Kamalapuri Colony Lane Next to LV Prasad Hospital, Road. No.2, Banjara Hills, Hyderabad, 500034, Telangana, India.

Name of the member (s):	E-mail Id:
	No. of shares held
Registered address:	Folio No.
	DP ID*.
	Client ID*.

\* Applicable for investors holding shares in electronic form.

I/We being the member(s) of.....shares of the above named Company hereby appoint:

1.Name:.....  
 Address:.....  
 E mail id:.....  
 Signature:....., or failing him  
 2. Name:.....  
 Address:.....  
 E mail id:.....  
 Signature:.....

as my/our proxy to attend and vote (on a poll) for me/us and on my/our behalf at the 10th Annual General Meeting of the Company to be held on Saturday, 30th day of September, 2023 at 01.10 P.M at the Registered office of the Company at 1st Floor, Sravana Complex, Kamalapuri Colony Lane Next to L.V.Prasad Hospital, Road.No.2, Banjara Hills Hyderabad Telangana 500034 and at any adjournment thereof in respect of such resolutions as are indicated below:

S.No.	Items of Business	For	Against
<b>ORDINARY BUSINESS</b>			
1	To receive consider and adopt (a) the audited standalone financial statements of the Company for the financial year ended March 31, 2023 and the Reports of the Board of Directors and Auditors thereon; and (b) the audited Consolidated Financial Statements of the Company for the financial year ended March 31, 2023 and the Reports of Auditors thereon		
2	To appoint a Director in place of Mr. Paturi Srinivasa Rao (DIN: 01220158) who retires by rotation and, being eligible, offers himself for re-appointment.		
<b>SPECIAL BUSINESS</b>			
3	To make investments, give Loans, Guarantees and Security in excess of Limits specified under Section 186 of the Companies Act, 2013.		

Signed this ..... day of..... 2023

Signature of shareholder.....

Signature of Proxy holder(s) (1).....

Signature of Proxy holder(s) (2).....

Affix  
Revenue  
Stamp

Note : This Proxy form in order to be effective should be duly completed and deposited at the registered Office of the Company, not less that 48 hours before the commencement of the Meeting.

**ATTENDANCE SLIP  
PLEASE COMPLETE THIS ATTENDANCE SLIP AND HAND IT OVER  
AT THE ENTRANCE OF THE MEETING HALL**

Member / Proxy .....  
 (First) (Middle) (Surname)

I hereby record my presence at the 10th Annual General Meeting of the Company held on Saturday, 30th September, 2023 at 01.10 PM. at the registered office of the company at 1st Floor, Sravana Complex, Kamalapur Colony Lane Next to L.V. Prasad Hospital, Road.No.2, Banjara Hills, Hyderabad Telangana, 500034.

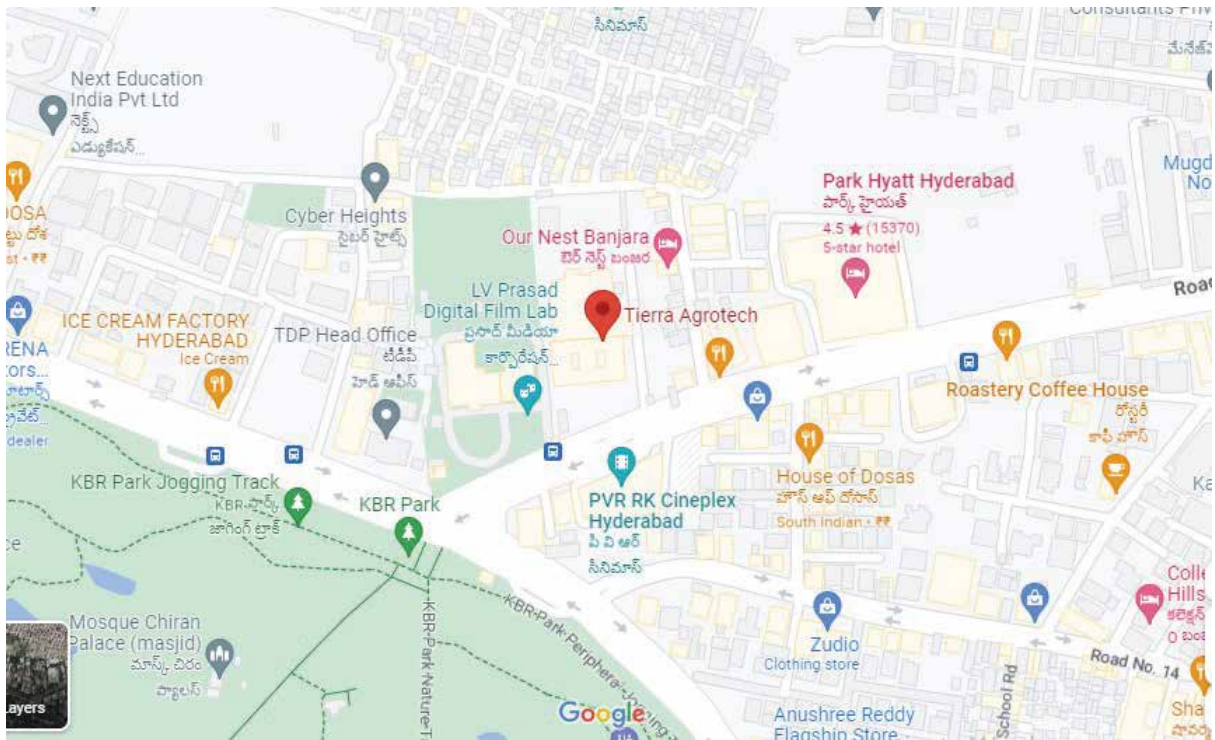
DPID * :	Folio No. :
Client Id * :	No. of Shares :

Signature of shareholder(s)/proxy

1. Only Member/Proxy holder/Authorised Representative can attend the Meeting.
2. Member/Proxy holder/Authorised Representative should bring his/her copy of the Notice of the EGM for reference as the practice of distribution of copies of the Report at the meeting has been discontinued.



ROUTE MAP



# ANNUAL

## REPORT 2022-23

---

**Tierra Agrotech Limited**  
8-2-269/19/5/A/2, 1st Floor, Sravana Complex,  
Kamalapuri Colony Lane,  
Next to L V Prasad Hospital, Road No. 2,  
Banjara Hills, Hyderabad - 500 034.  
Web: [www.tierraagrotech.com](http://www.tierraagrotech.com)